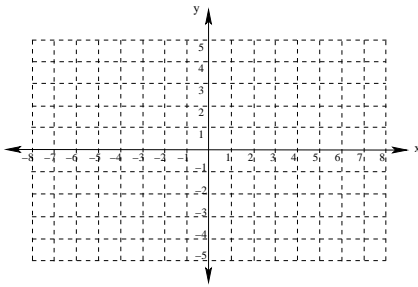
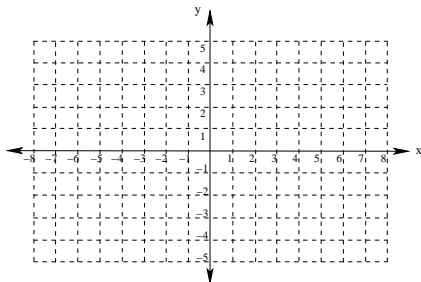


1. Given the points  $P : (2, -3), Q : (-4, 5), R : (0, -3), S : (2, 0)$ , graph  $P, Q, R$ , and  $S$  on the axes provided

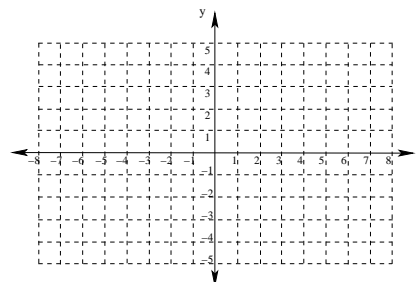


2. Sketch the graph of each of the following functions by making a table of values and plotting points.

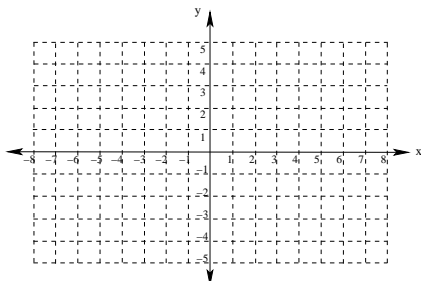
(a)  $y = 2x - 3$



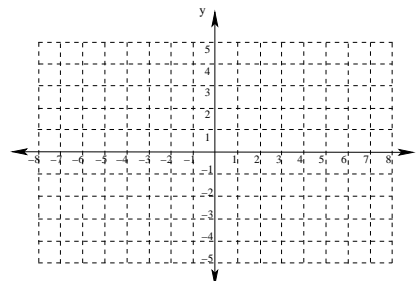
(c)  $y = \frac{1}{2}x^2$



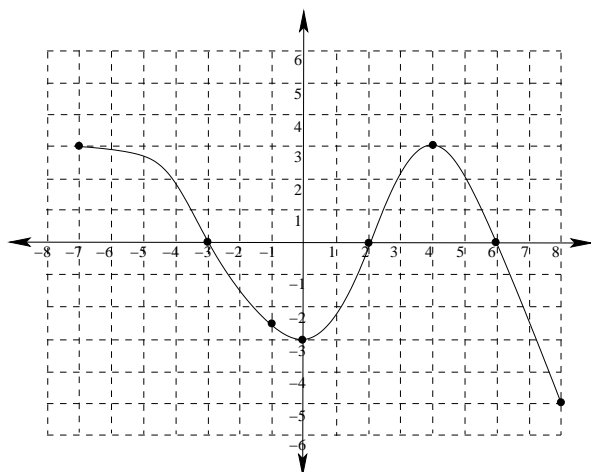
(b)  $y = |x + 1|$



(d)  $y = (x - 2)^2$



3. Answer the following questions based on the graph shown below:



- (a) Find the  $x$ -intercept(s) of this graph.

- (b) Find the  $y$ -intercept(s) of this graph.

- (c) Find  $y$  when  $x = 4$

- (d) Find  $y$  when  $x = -1$

- (e) Find  $x$  when  $y = -5$