

Ch. 7 Structure and Synthesis of Alkenes

7.1.2 Review

Bond Strength	
C-C σ Bond	83 kcal/mol
C=C π Bond	63 kcal/mol

- π Bonds are much weaker
- π Bonds are thus more breakable and more reactive

Double Bonds can't rotate

7.3 Elements of Unsaturation ("EU")

- **"Saturated Alkane"**: C_NH_{2N+2}
- **Unsaturated** Formula: Has less than the maximum $2N+2$ number of hydrogens
- **"Element of Unsaturation"**: Something that reduces the hydrogen count by two
 1. Double bond
 2. Ring
- Each element of unsaturation reduces the hydrogen count by two
- A molecule may well have several elements of unsaturation, each one progressively reducing it's hydrogen count by two.

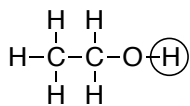
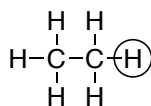
Knowing how many elements of unsaturation are present helps to classify, and helps in isomer problems.

Calculating EU

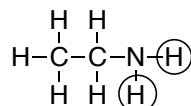
General Concept	$EU = \frac{\text{Theory \# H's} - \text{Actual \# H's}}{2}$	
For Formulas With Nothing Other than C, H, or O	$EU = \frac{(2C + 2) - H}{2}$	C = # C's H = # H's N = # N's X = # halogens
For Formulas That May Include Nitrogen or Halogens	$EU = \frac{(2C + 2 + N) - (H + X)}{2}$	

Heteroatom Effect:

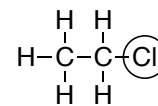
- Oxygen: No effect
- Nitrogen: each nitrogen increases the theory # H's by 1
- Halogen: each halogen takes the place of a hydrogen and reduces the theory # H's by 1.



Oxygen: no impact



Nitrogen: adds one



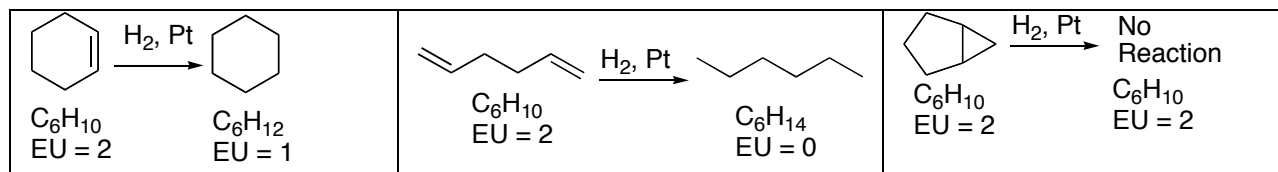
Halogen: replaces one

1. Calculate how many elements of unsaturation are in the following formulas:

- C_5H_{12}
- C_4H_8
- C_3H_4O
- C_5H_9Cl
- $C_4H_{11}N$

Distinguishing Rings from Double Bonds by H_2/Pt Hydrogenation

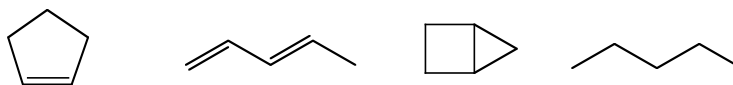
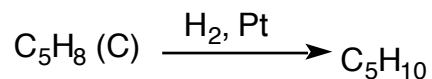
- H_2/Pt will “saturate” **all** $C=C$ double bonds by adding H_2 across each one.
- However, rings will not add hydrogen upon treatment with H_2/Pt
- Thus you can count how many of your EU’s are rings versus double bonds
- Note: $2H$ ’s add per 1 double bond



2. For C_4H_8 , draw all possible structures for isomer **A** and isomer **B**, given the following:

- C_4H_8 (A) $\xrightarrow{H_2, Pt}$ C_4H_{10}
- C_4H_8 (B) $\xrightarrow{H_2, Pt}$ No reaction

3. Which of the following is possible for structure C?

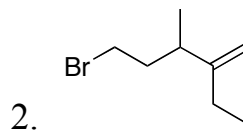
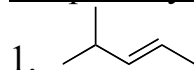
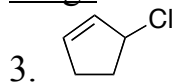


7.4,5 Nomenclature

A. When the Alkene is in the Core Name (the priority functional group)

1. Number the longest continuous alkene-containing C-chain from the end nearest the alkene → core name = “x-.....ene”
2. Designate the position of the alkene by using the lower-numbered of the two alkene carbons
3. Attach and number substituents
4. When alkene stereoisomer issues apply:
 - Designate stereochemistry as “E” or “Z” if the alkene is tri- or tetrasubstituted
 - If the alkene is di-substituted, you can use either E/Z or cis/trans to designate stereochemistry.

Give formal names for the following alkenes

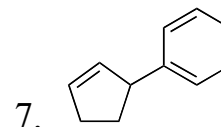
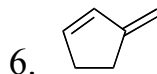
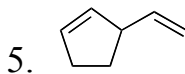
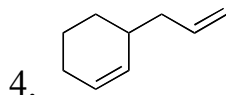
Simple AcyclicsRingsB. Alkenes as Substituents

- Many functional groups have higher priority than alkenes, so that alkenes may need to be named as substituents rather than in the core name

Four to Memorize:

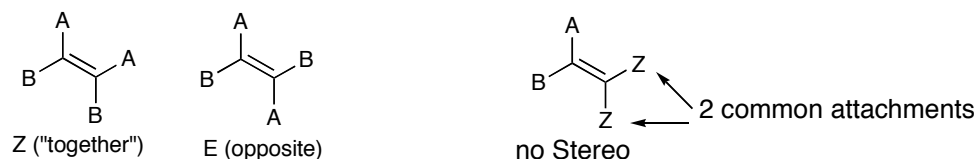
 Vinyl	 Allyl	$=\text{CH}_2$ Methylene	 Phenyl = "Ph"
-----------	-----------	-----------------------------	-------------------

Name the following:

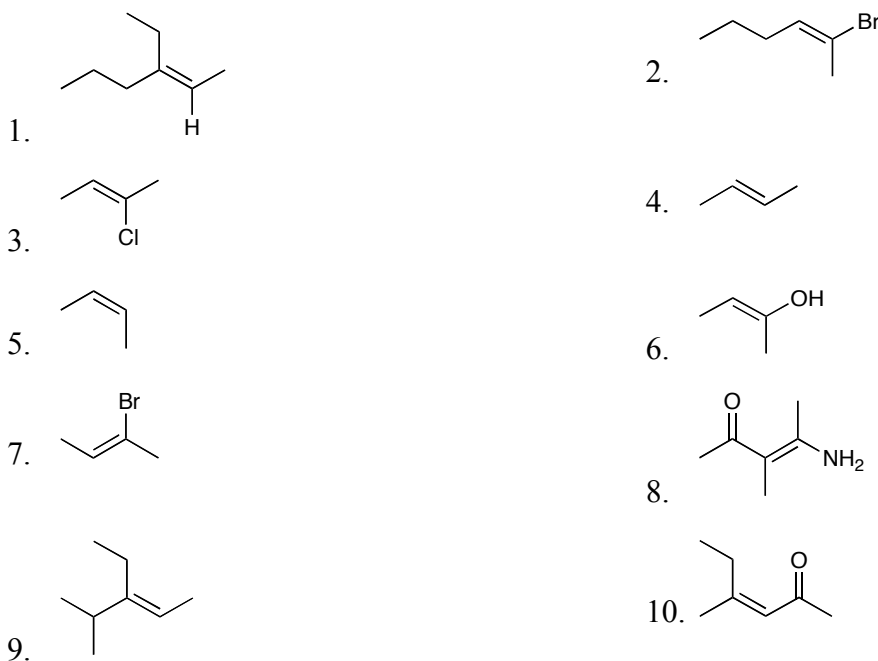


C. E-Z Nomenclature (7-5)

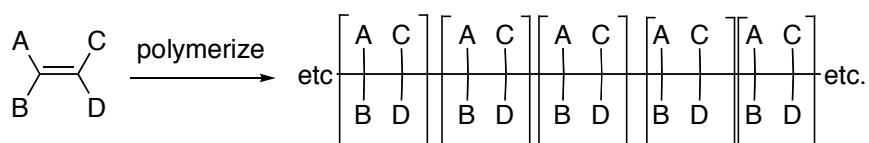
- Each carbon of an alkene has two attachments.
 - Identify which of the two attachments on the left alkene carbon has higher priority.
 - Then identify which attachment on the right alkene carbon has higher priority.
 - “Z” (“zusammen” = “together”): the priority attachments are cis
 - “E” (“entgegen” = “opposite”): the priority attachments are trans

When does E/Z apply?

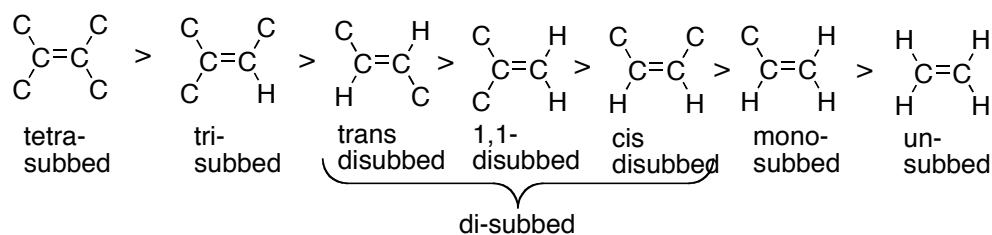
- If either alkene carbon has two common attachments, then stereo doesn't apply
- For tri- or tetrasubstituted alkenes (3 or 4 non-hydrogen attachments), E/Z must be used if there is stereochemistry
- For di-substituted alkenes (one H on each alkene carbon), either E/Z or cis/trans designation can be used

Assign as Z or E

7.6 Alkenes and Polymers



7.7 Alkene Stability Pattern



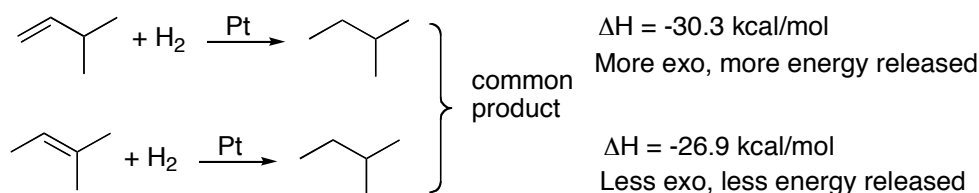
A. Increasing Substitution (# of non-hydrogens directly attached to alkene carbons) → Increased Stability

- Why? Electronic Reasons.
 - Alkene carbons are somewhat electron poor due to the inferior overlap of pi bonds. (One carbon doesn't really "get" as much of the other carbon's electron as is the case in a nice sigma bond).
 - Since alkyl groups are electron donors, they stabilize electron-deficient alkene carbons.
 - Analogous to why electron-donating alkyls give the $3^\circ > 2^\circ > 1^\circ$ stability pattern for cations and radicals

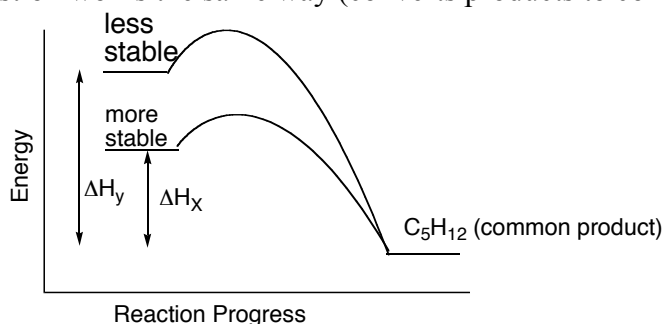
B. Trans is more stable than cis for 1,2-disubstituted alkenes

- Why?
 - Steric Reasons

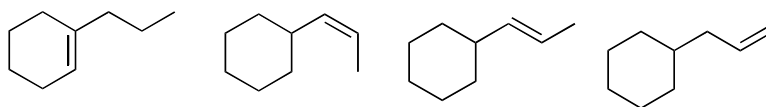
C. Measuring Relative Stability of Isomers by Heats of Hydrogenation or Heats of Combustion



- When 2 isomers can be converted to a common product, the relative magnitude of ΔH tells which isomer is more stable
- The more heat released, the less stable the isomer. The less heat released, the more stable.
- Heat of combustion works the same way (converts products to common CO_2 and H_2O)



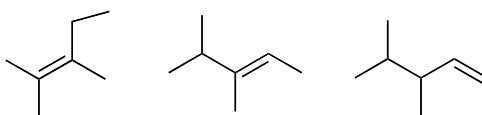
2. List the number of non-hydrogen substituents on each alkene; rank the relative stability; rank by heat of hydrogenation, from 1 (most) to 4 (least)



Stability:

Heat:

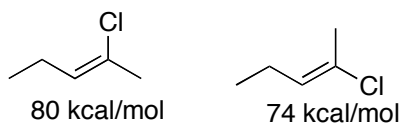
3. List the number of non-hydrogen substituents on each alkene; rank the relative stability; When the following are burned, rank from the largest heat of combustion (1) to the smallest.



Stability:

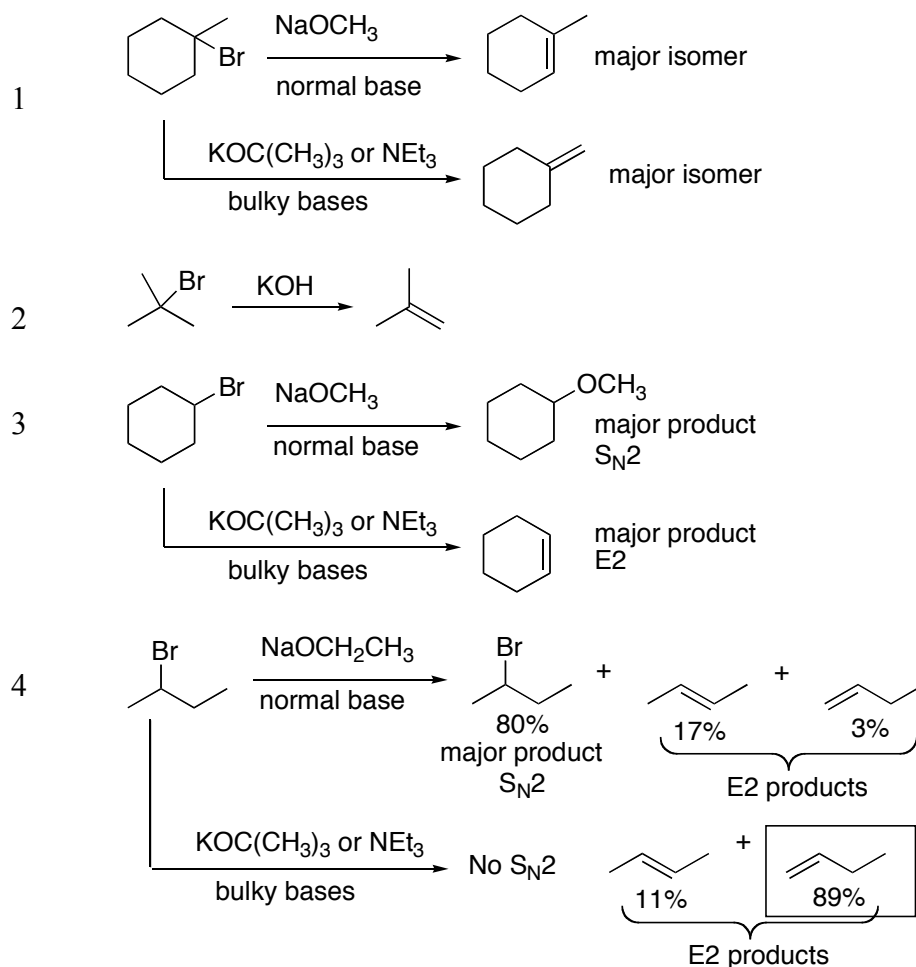
Heat:

4. Which isomer is more stable, given the indicated heats of hydrogenation?

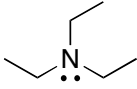
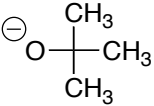


7.8 Physical Properties

7.9 Synthesis of Alkenes by E2 Elimination of Alkyl Halides (7.9A)

Factors to Consider

- 3° R-X or 2° R-X
 - 3° R-X gives E2 with any base
 - 2° R-X gives largely S_N2 with **normal anions**.
 - 2° R-X gives largely E2 with a **bulky base**. E2 prevails over S_N2
 - Because S_N2 backside attack is so sterically sensitive, bulky bases have problems doing S_N2. Get E2 instead.
- Base Size: Bulky Base versus Normal Base
 - Normal anions:**
 - 3° R-X give E2 only, no S_N2
 - 2° R-X give predominantly S_N2 rather than E2
 - E2 eliminations proceed with Zaytsev orientation: more-subbed alkene predominates
 - Bulky base.**
 - 3° R-X gives E2 only, no S_N2.
 - 2° R-X gives E2 only, no S_N2.
 - E2's proceed via Hofmann orientation: less-subbed alkene predominates
 - For steric reasons: base goes after less sterically hindered neighbor hydrogen
 - 2 Bulky Bases to Memorize:
 - NEt₃ (Triethylamine)
 - KOC(CH₃)₃ potassium t-butoxide

Bulky Bases: 2 to remember	Normal Bases
$\text{NEt}_3 = $  "triethylamine" <p>Neutral but amines are basic anyway</p>	NaOH, KOH, LiOH $\text{NaOCH}_3, \text{NaOCH}_2\text{CH}_3, \text{NaOCH}_2\text{CH}_2\text{CH}_3$ $\text{KOCH}_3, \text{KOCH}_2\text{CH}_3, \text{KOCH}_2\text{CH}_2\text{CH}_3$ etc.
$\text{KOC}(\text{CH}_3)_3 = \text{KOCMe}_3 = $  "potassium t-butoxide"	
Bulky bases are: <ol style="list-style-type: none"> 1. Good $\text{S}_{\text{N}}2$ nucleophiles only for 1° R-X 2. Do clean E2 with both 3° R-X and 2° R-X 3. Give Hofmann elimination (less substituted alkene major) 	Normal bases are: <ol style="list-style-type: none"> 1. Anionic 2. Not especially bulky 3. Good $\text{S}_{\text{N}}2$ nucleophiles for 1° or 2° R-X 4. Only do clean E2 with 3° R-X 5. Give Zaitsev elimination (more substituted alkene preferred)

3. Alkene Orientation: Zaitsev versus Hofmann Elimination

a. Zaitsev: most subbed alkene

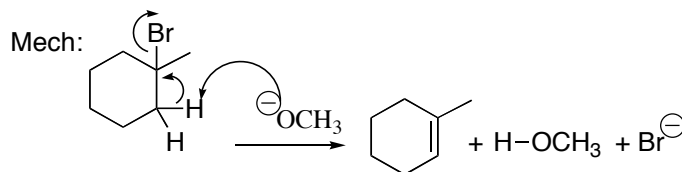
- The major E2 product involves removal of a hydrogen from the most substituted neighbor carbon
- This results in a maximally substituted, maximally stable alkene (product stability)
- Normal-sized bases give predominantly Zaitsev elimination

b. Hofmann: least subbed alkene

- The major E2 product involves removal of a hydrogen from the least substituted neighbor carbon
- This results in a less substituted, less stable alkene
- Bulky bases give predominantly Hofmann elimination
- Why: Steric reasons. A bulky base ends up having an easier time reaching a hydrogen on a less substituted carbon than on a more substituted carbon (transition-state stability-reactivity principle)

4. Stereochemistry: A trans-hydrogen is required.

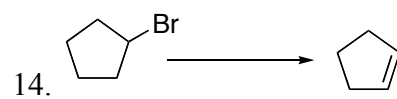

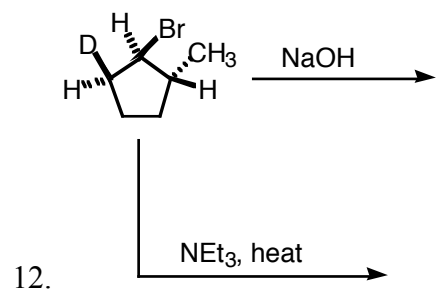
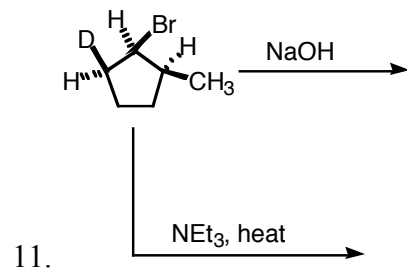
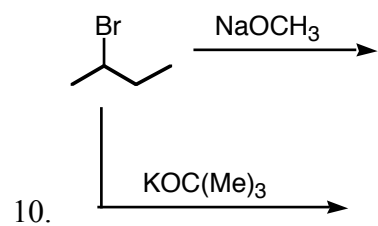
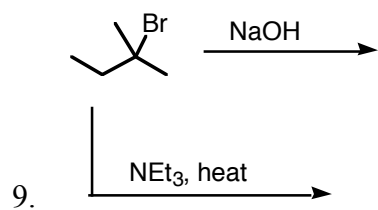
5. Mechanism: Concerted.



Predicting E2 Eliminations:

1. Is the base normal or bulky?
2. Is the R-X 3° , 2° , or 1° ?
3. Will E2 or $\text{S}_{\text{N}}2$ occur predominantly?
4. Will you get Zaitsev or Hoffman elimination?
5. Is there a trans hydrogen available?

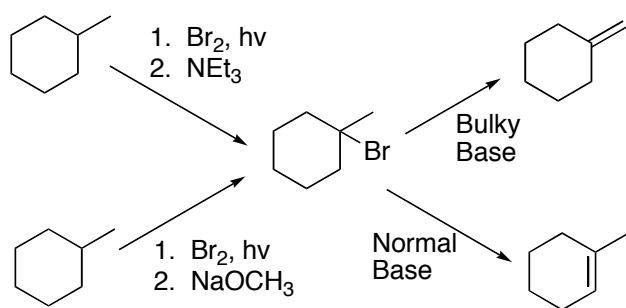
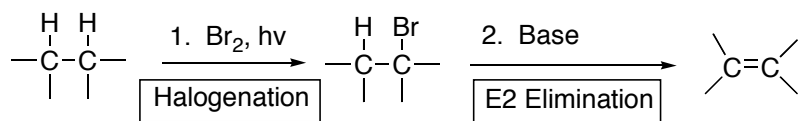
Draw the major Product for each of the following Reactions.





Indirect Route to Alkenes from Alkanes

Via 2 Reactions:

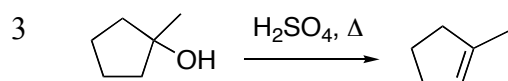
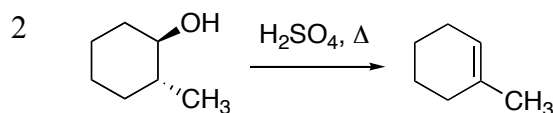
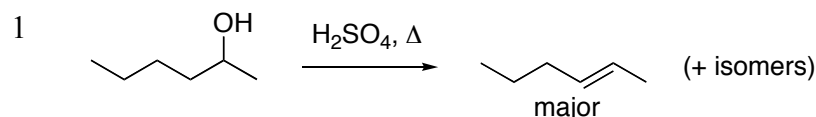
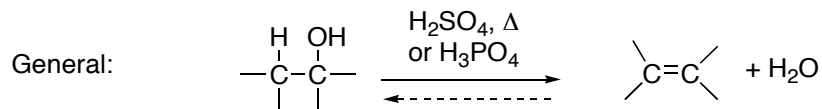
1. Bromination (reaction 1) followed by
2. Elimination (reaction 2)



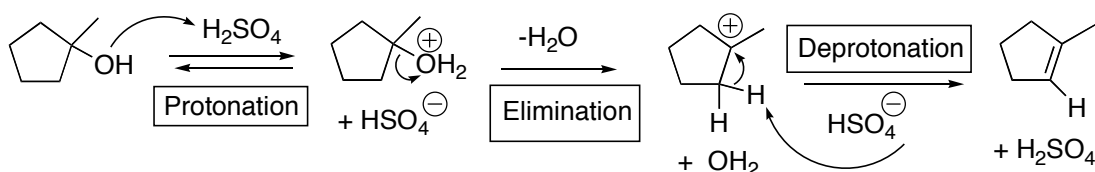
Provide Recipe:



7.10 Synthesis of Alkenes from Alcohol

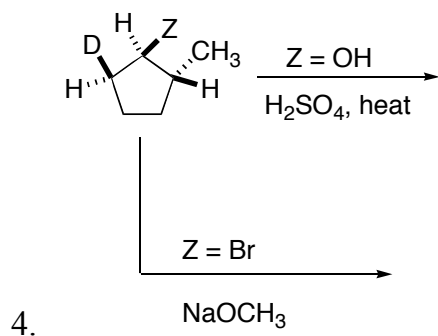
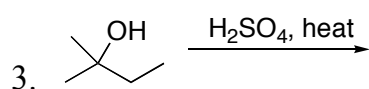
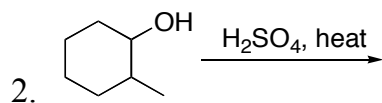
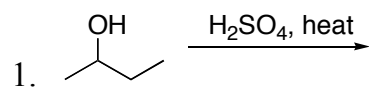
Observations:

- Zaytsev, not Hoffman elimination.
- No requirement for a trans hydrogen.
- Acidic conditions, need an acidic mechanism.


Mechanism (Memorize)**1. 3 steps: Protonation – Elimination – Deprotonation**

2. Protonation converts OH, a bad leaving group, into a very good leaving group (neutral water)
- 3. Carbocation formation is slow step (like E1 mechanism)**
 - Cation stability dictates reactivity
 - Reactivity: allylic > 3° R-OH > 2° R-OH >>> 1° R-OH > vinyl, aryl
 - Allylic, 3°, and 2° work; 1°, vinyl, and aryl do not.
4. C-H cleavage comes last.
5. Mechanism typical for acid-catalyzed processes: protonate-react-deprotonate. Protonation and deprotonation sandwich the key step.
6. Strong acidic conditions → intermediates should be positive, not negative
7. Because the cation is flat, and forgets original stereochemistry, there is no trans-H requirement.
8. The reaction is actually reversible, an equilibrium
9. Get complete E1, not S_N1, because the water that falls off in step 2 is converted to hydronium H₃O⁺
10. Often the equilibrium is driven by distilling the alkene off as it forms. The alkene product has a much lower boiling point than the starting alcohol, based on both polarity (H-bonding is gone) and because of lower molecular weight.

Draw Products



5. Rank the reactivity of the following toward H_2SO_4 -catalyzed elimination (1 most). Why?



Key Issue:

Reactivity:

Reaction Mechanisms (see p. 310)

A. Recognizing/Classifying as Radical, Cationic, or Anionic

1. Radical

- initiation requires both energy (either $h\nu$ or Δ) and a weak, breakable heteroatom-heteroatom bond
 - Cl-Cl, Br-Br, O-O (peroxide), N-Br, etc..

2 Guides for That are Usually Reliable:
 $h\nu \rightarrow$ radical mechanism
peroxides \rightarrow radical mechanism

2. Anionic

- **a strong anion/base appears in the recipe**
- no strong acids should appear in the recipe
- mechanisms should involve anionic intermediates and reactants, not strongly cationic ones
 - (except for do-nothing spectators like metal cations)
- The first step in the mechanism will involve the strong anion/base that appears in the recipe

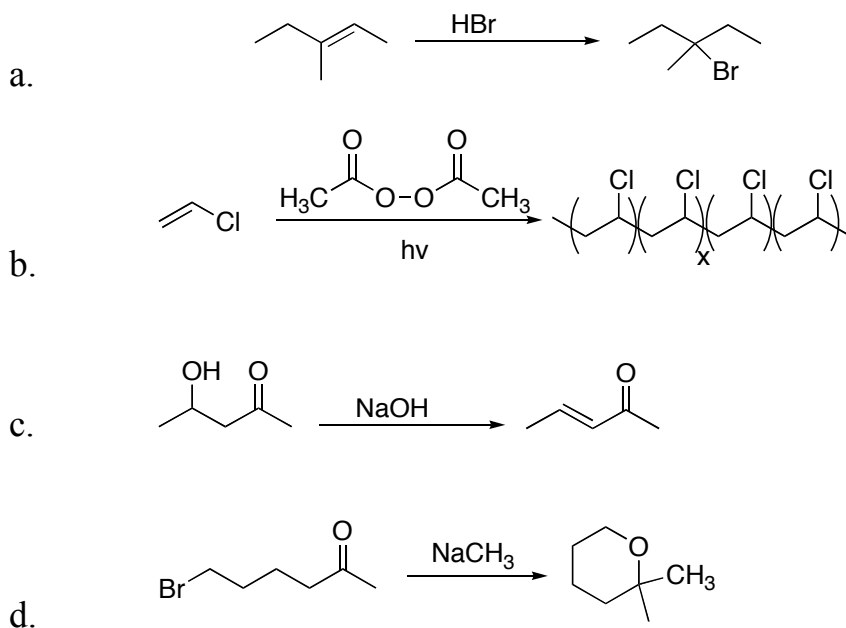
3. Cationic

- **a strong acid/electrophile appears in the recipe**
- no strong anion/base should appear in the recipe
- mechanisms should involve cationic intermediates and reactants, not strongly anionic ones
 - (except for do-nothing spectators like halide or hydrogen sulfate anions)
- The first step in the mechanism will involve the acid that appears in the recipe. The last step will often involve a deprotonation step. Often the main step occurs in between the proton-on and proton-off steps

B. Miscellaneous Mechanism Tips

1. Keep track of hydrogens on reacting carbons
2. **Each step in a mechanism must balance**
3. The types of intermediates involved (cation, anion, or radical) should be consistent with the reaction classification above
 - a. **If the reaction is cationic, don't show anionic intermediates**
 - b. **If the reaction is anionic, don't show cationic intermediates**
4. Usually conditions are ionic.
5. **Use a reactive species, whether strong anion or an acid, to start the first step**
 - a. **If acidic, first step will involve protonation of the organic**
 - b. **If anionic, the first step will involve the anion attacking the organic.**
6. While it isn't always easy to figure out what is a good mechanism, you should often be able to eliminate an unreasonable mechanism.

1. Classify each mechanism as radical, cationic, or anionic.

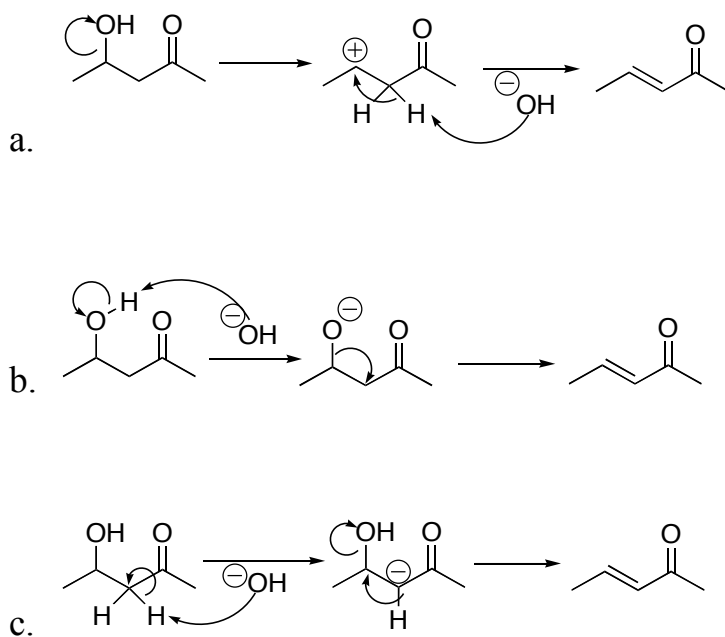


2. Which of the following mechanisms is reasonable or unreasonable for the

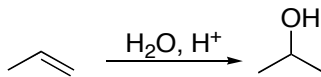


Identify recognition keys for things wrong with those that aren't right.

Problems



Q: Which of the following mechanisms is reasonable or unreasonable for the transformation shown:



- Identify recognition keys for things wrong with those that aren't right.

Problems

