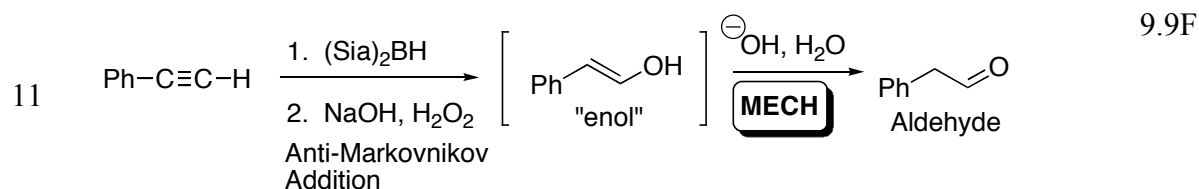
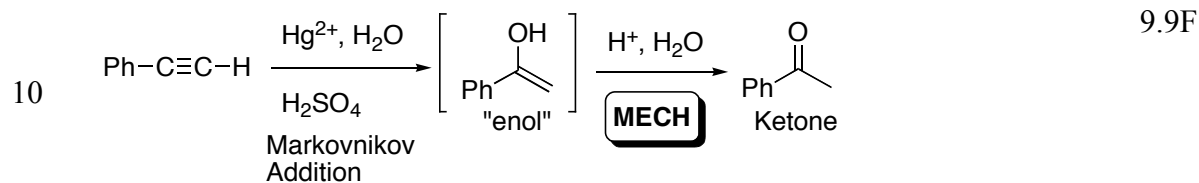
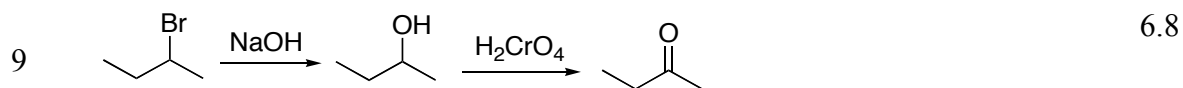
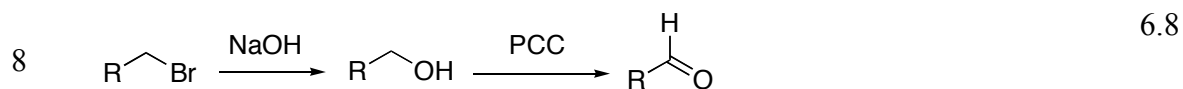
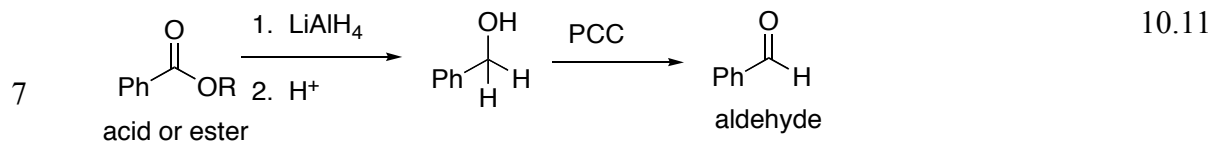
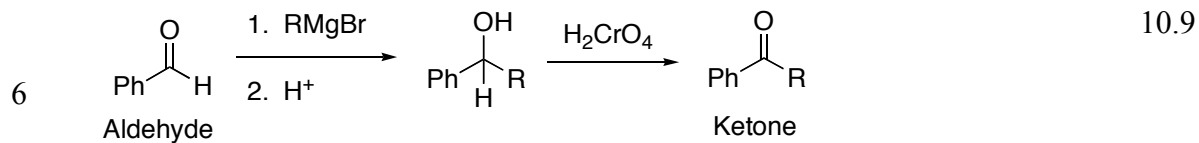
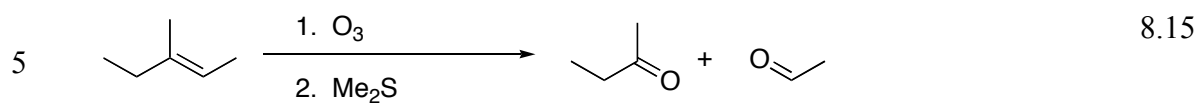
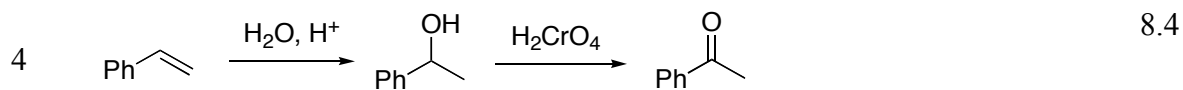
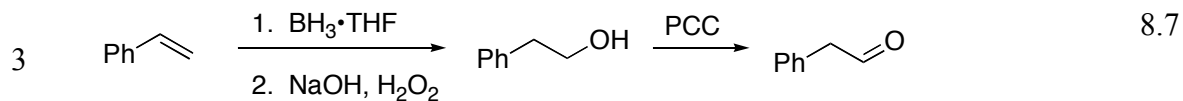
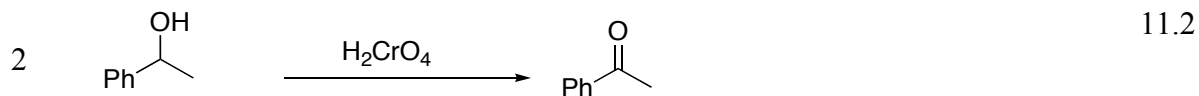
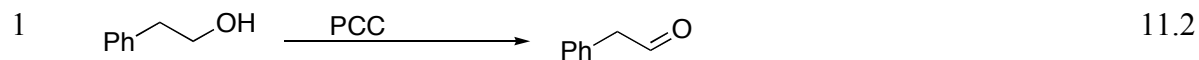
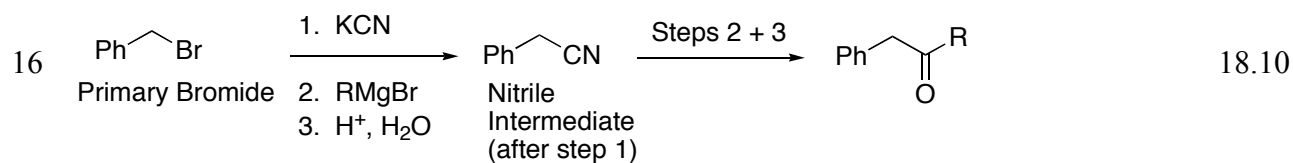
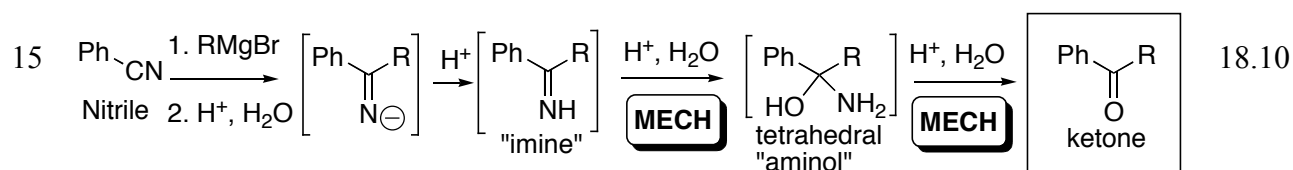
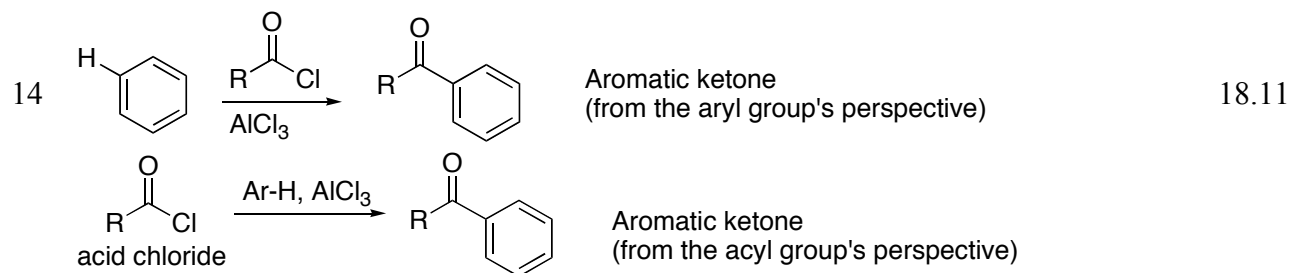
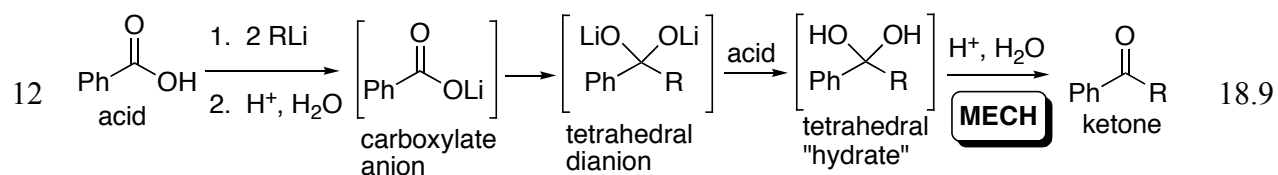
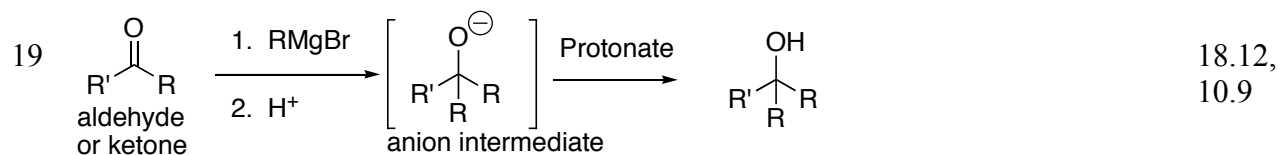


Synthesis of Ketones and Aldehydes

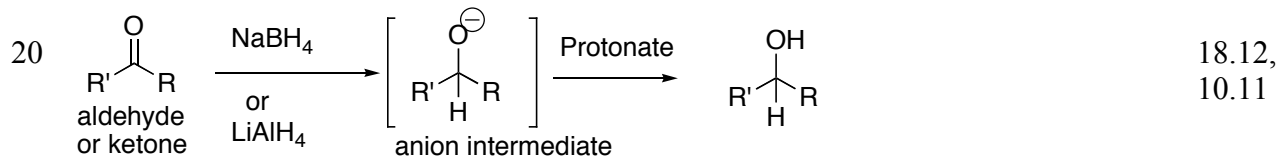




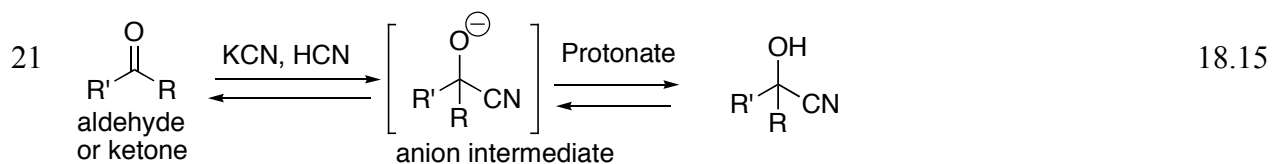
Reactions of Ketones and Aldehydes

**Anionic**

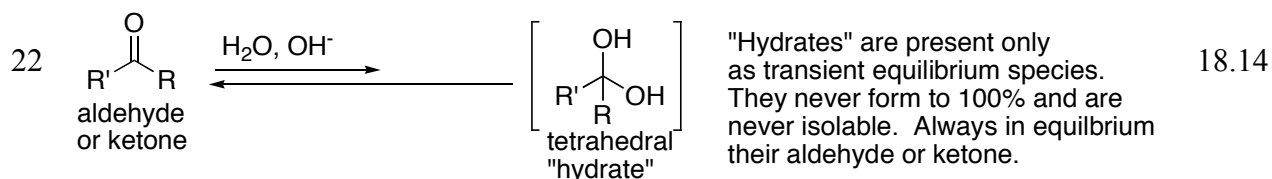
Mech: Addition-Protonation. Strong nucleophile, Strongly anionic. Irreversible.

**Anionic**

Mech: Addition-Protonation. Strong nucleophile, Strongly anionic. Irreversible.

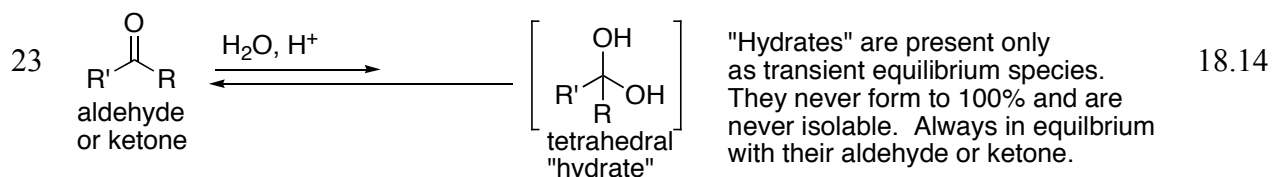
**Anionic**

Mech: Addition-Protonation. Medium nucleophile, Weakly anionic; literally buffered. Reversible.

**Anionic**

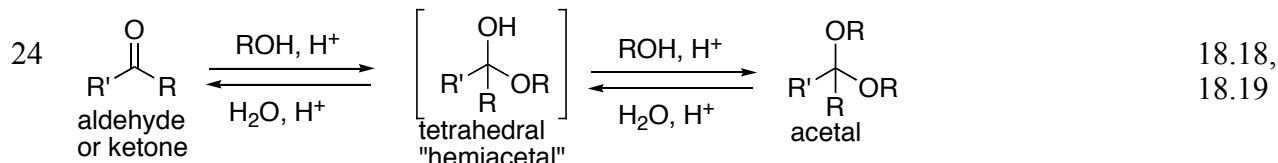
Mech Forward: Addition-Protonation. Nucleophile, anionic mechanism. Reversible.

Mech Reverse: Deprotonation-Elimination. Anionic mechanism. Reversible.

**Cationic**

Mech Forward: Protonation-Addition-deprotonation. Weakly nucleophile, cationic mechanism. Reversible.

Mech Reverse: Protonation-Elimination-deprotonation. Cationic E1-type mechanism. Reversible.

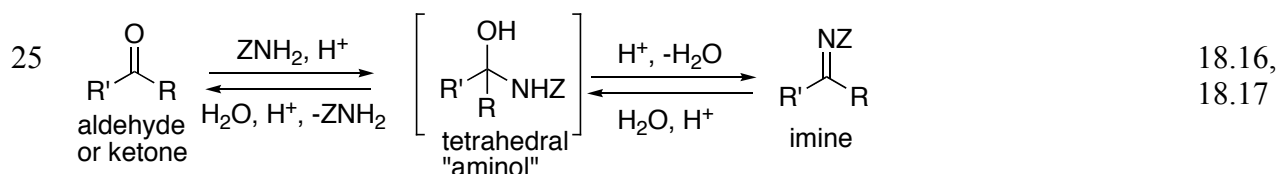
**Cationic**

Mech Forward: Protonation-Addition-deprotonation (hemiacetal) Protonation-elimination-addition-deprotonation (acetal). Weak nucleophile, cationic mechanism. Reversible.

Mech Reverse: Protonation-Elimination-Addition-deprotonation. (hemiacetal) protonation-elimination-deprotonation (aldehyde or ketone). Reversible.

Notes:

- Reactions are reversible
- The “hemiacetal” is an intermediate, and can never be isolated
- The acetal can be isolated.
- Equilibrium considerations (LeChatelier’s principle) apply. When water is plentiful, things go to the left. When water is scarce or removed, and alcohol is abundant, things drive to the right.
- Use $\text{H}_2\text{O}/\text{H}^+$ to hydrolyze an acetal back to an aldehyde or ketone
- Use MeOH/H^+ to convert an aldehyde to an acetal
- Use $\text{HOCH}_2\text{CH}_2\text{OH}/\text{H}^+$ to convert a ketone to an acetal
- Aldehydes or ketones can be temporarily “protected” as their acetals, then later “deprotected” by hydrolysis

**Cationic**

Mech Forward: Protonation-Addition-deprotonation (aminol) Protonation-elimination- deprotonation (imine). Mild nucleophile, cationic mechanism, buffered conditions. Reversible. Note: sometimes addition precedes protonation, or is concerted with protonation.

Mech Reverse: Protonation-Addition-deprotonation (aminol) Protonation-elimination- deprotonation (aldehyde or ketone). Reversible.

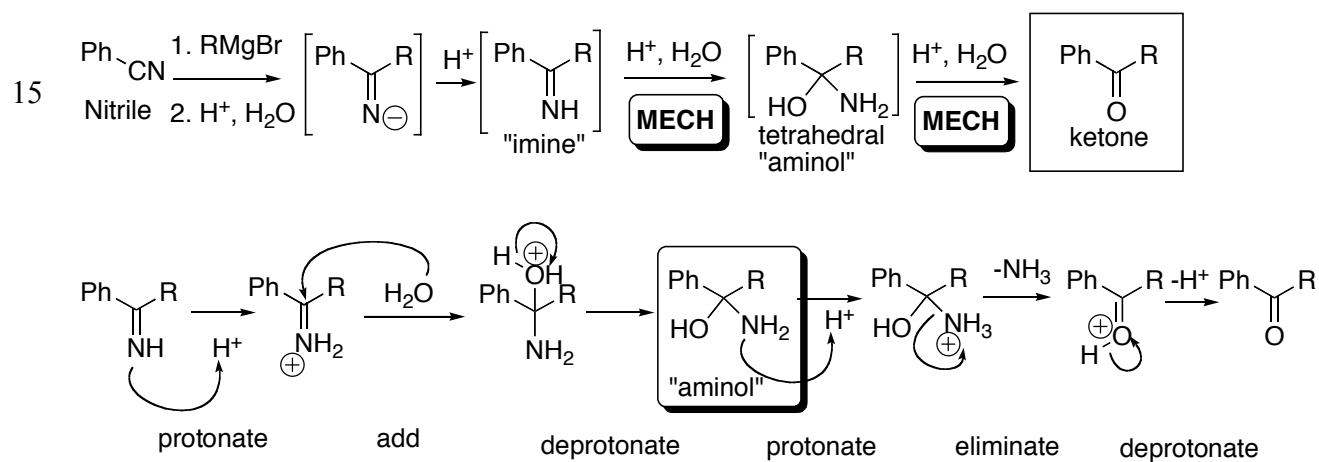
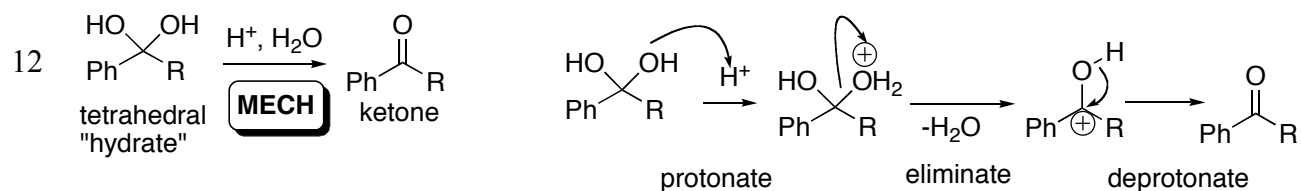
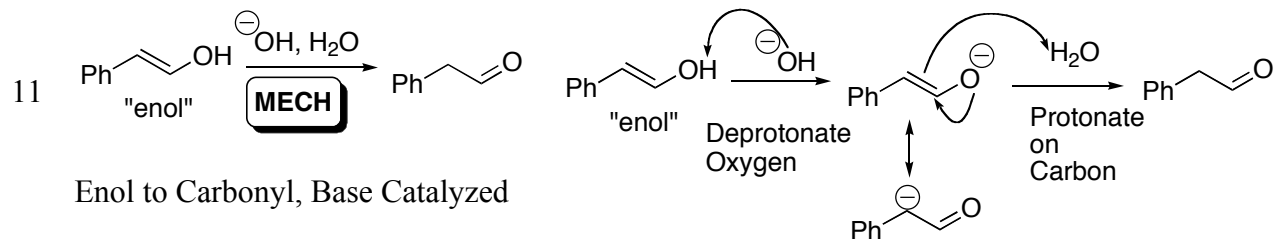
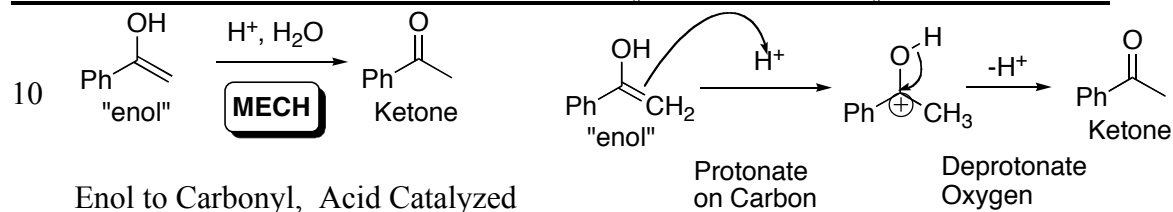
Notes:

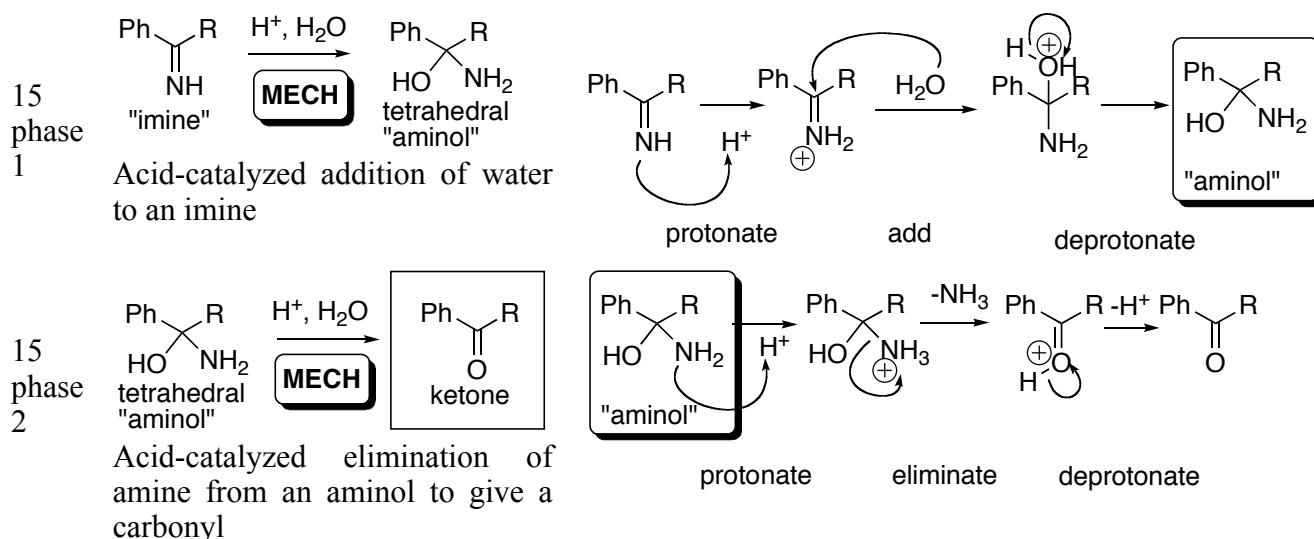
- “Z” can be a carbon, nitrogen, oxygen, or hydrogen atom/group.
- The “aminol” can’t be isolated, it’s only present at equilibrium.
- Equilibrium factors apply. Water drives to the carbonyl side; removal of water drives to the imine side.



No Mech Responsibility

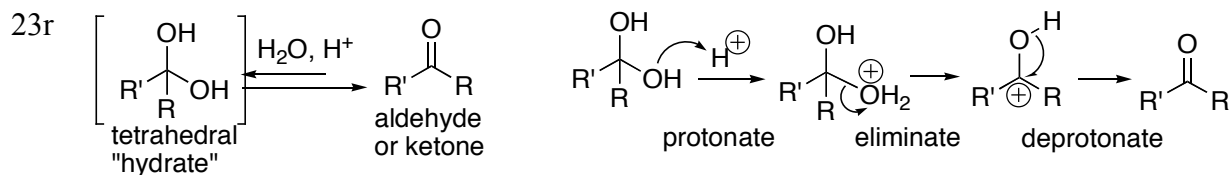
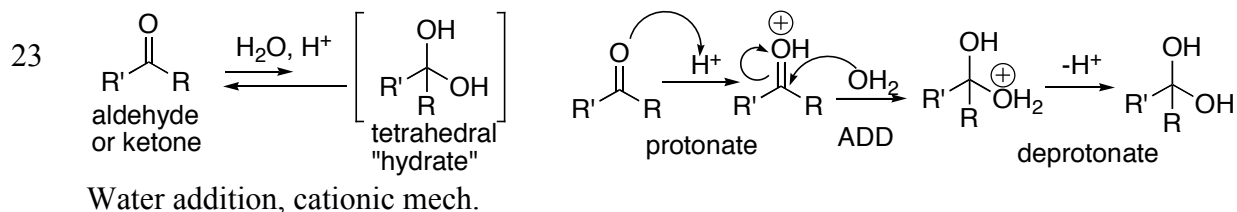
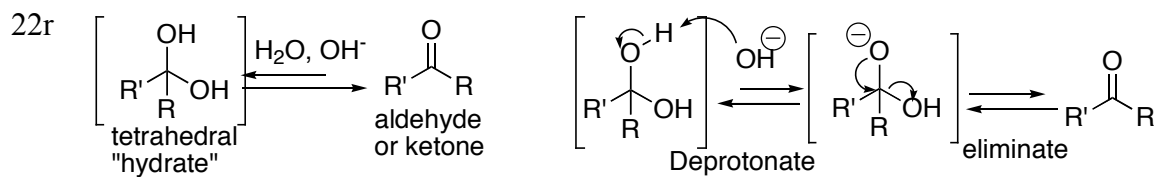
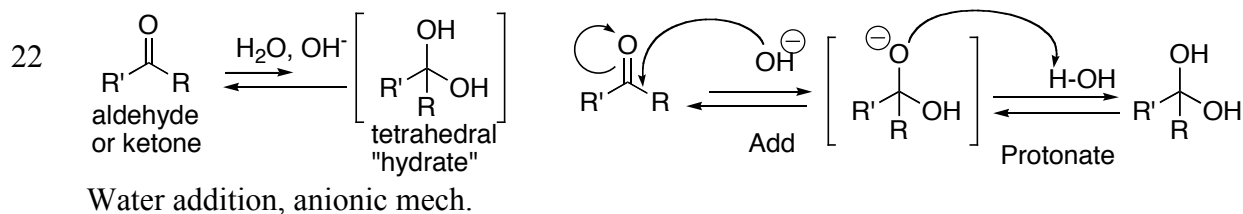
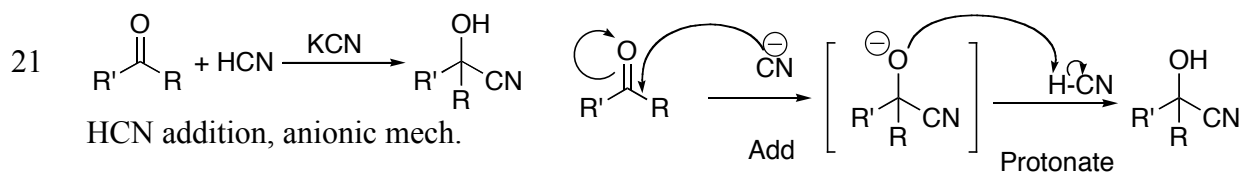
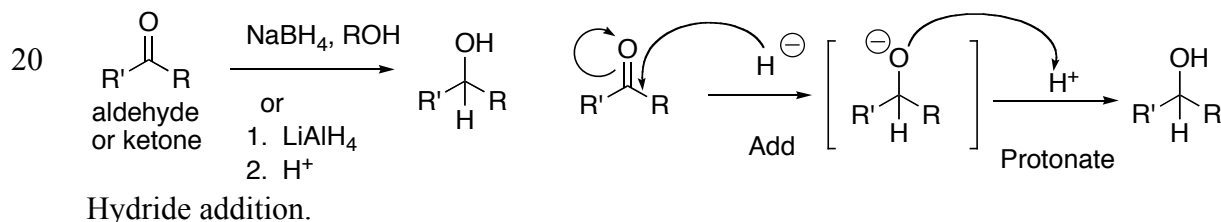
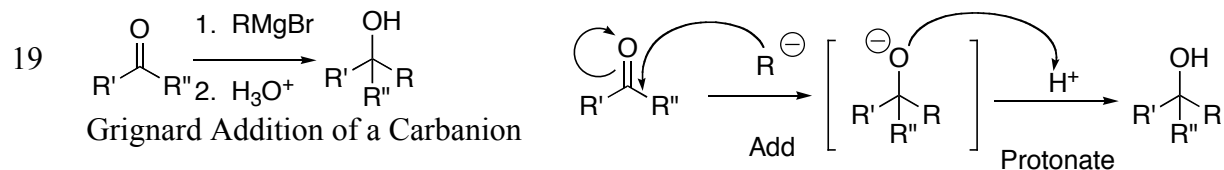
“Tollens test” is a common chemical test for aldehydes. Ag^+ undergoes redox reaction with aldehydes to produce shiny Ag metal, or a “silver mirror”.

Ch. 18 Mechanisms**Some New Mechanisms Associated with the Syntheses of Aldehydes and Ketones**

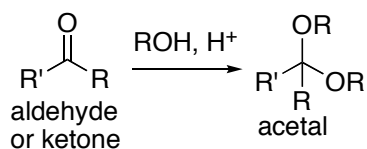


Review: Several Pertinent Mechanistic Principles

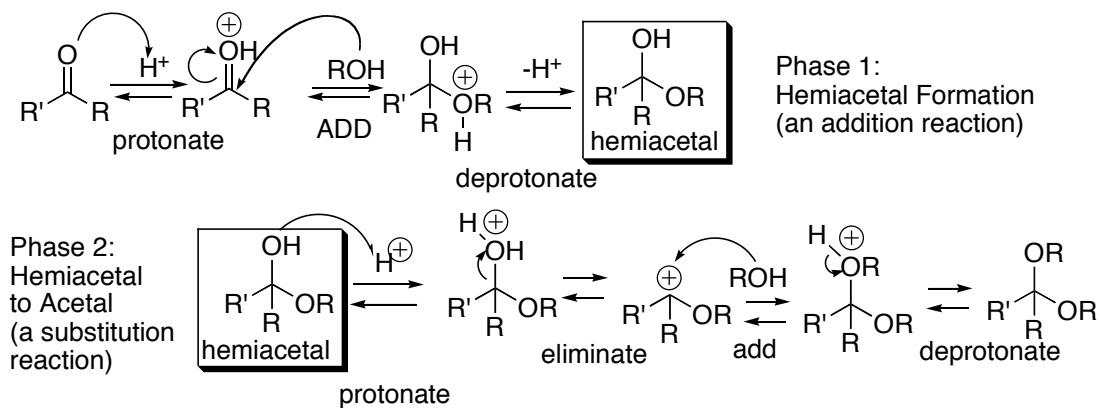
1. **Recognize anionic mechanisms** (when a strong anion is involved)
 - In an anionic mechanism, a strong anion will drive the first step
 - In an anionic mechanism, intermediates should avoid positive charges
 - Recognize anionic species even when they are disguised by a cationic metal counterion.
2. **Recognize cationic mechanisms**
 - Recipes that involve acid will be cationic
 - In a cationic mechanism, the first step will routinely involve protonation
 - In a cationic mechanism, the last step will frequently involve deprotonation to return to neutral
 - Normally the main step or steps are sandwiched in between the protonation and deprotonation events
3. Focus on bonds made and broken
4. Draw in hydrogens on carbons whose bonding changes
5. Keep track of lone pairs on reacting centers (in your head if not on paper)
6. Always draw in formal charges where appropriate
7. Arrows show electron flow, from giver to receiver
8. A good mechanism illustrates not only where electrons go as bonds change, but also the timing of bond changes. Avoid drawing bond changes that occur at different times as if they occur in the same step, i.e. as if they were concerted.

Some Mechanisms Associated with the Reactions of Aldehydes and Ketones

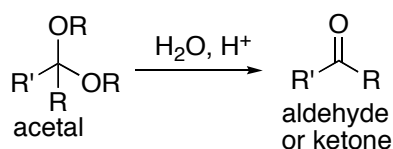
24



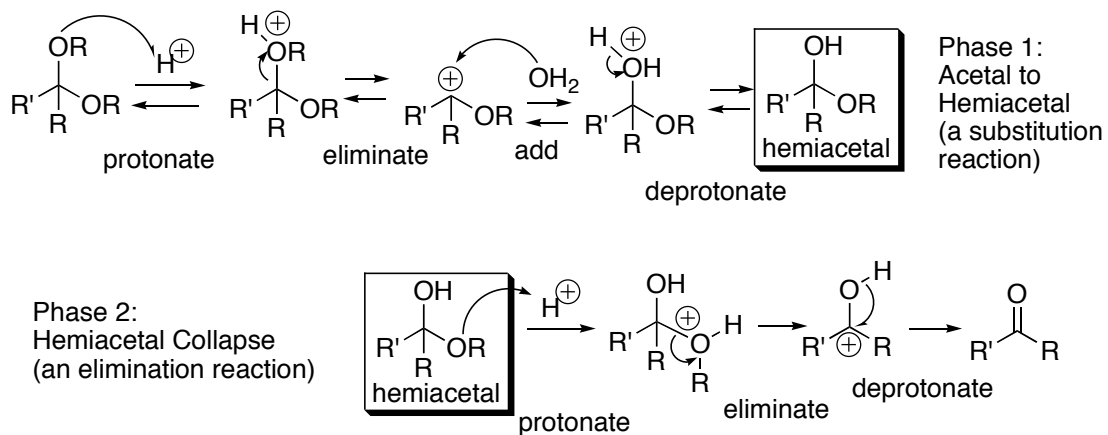
Acetal formation

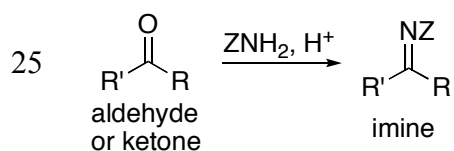


24r

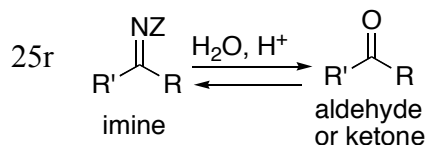
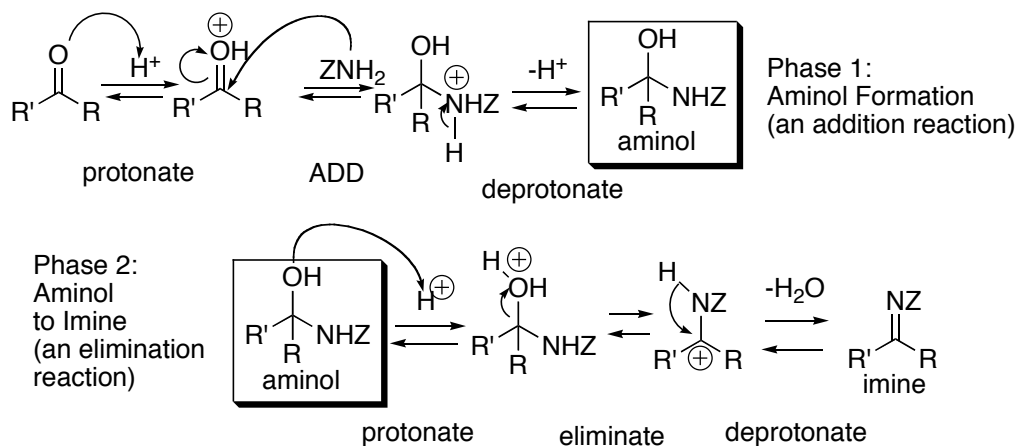


Acetal hydrolysis.

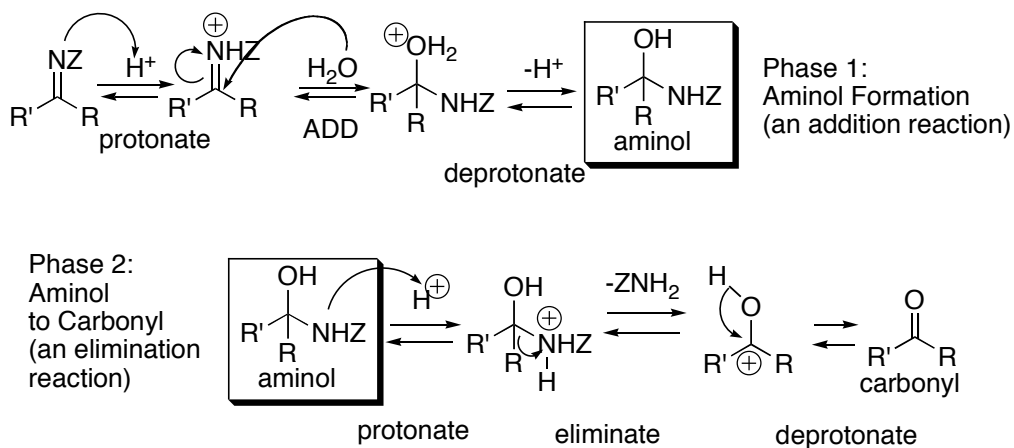




Imine Formation

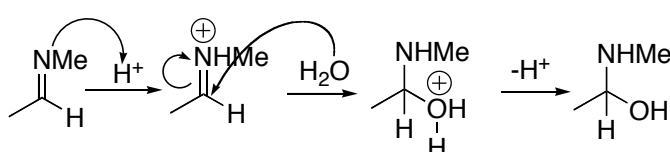
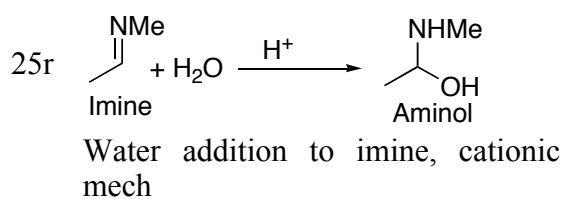
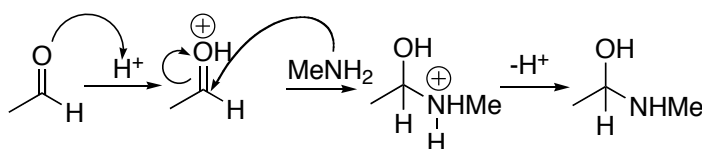
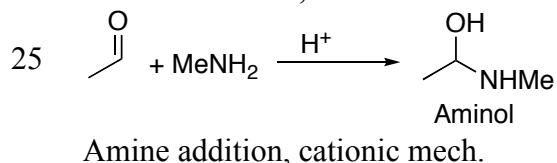
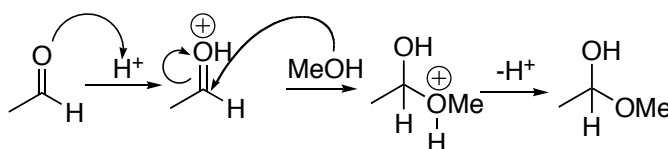
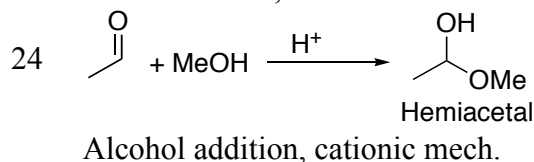
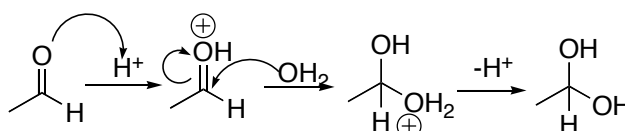
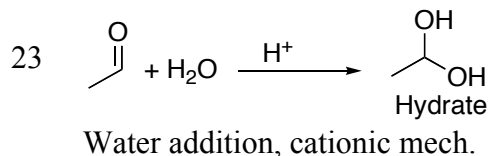
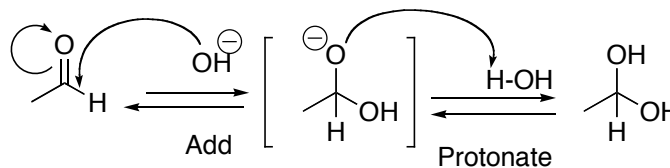
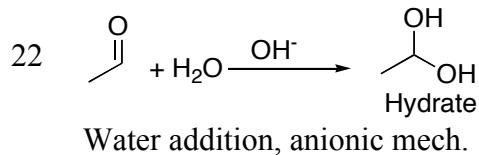
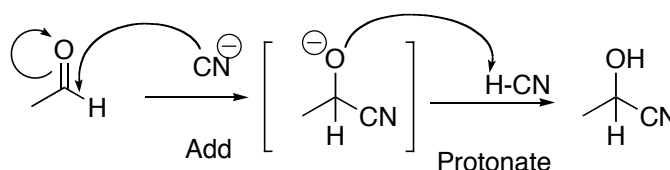
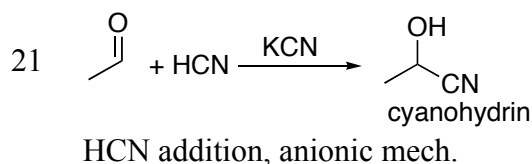
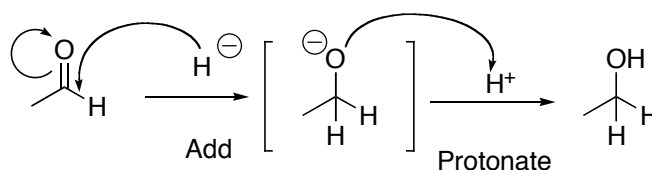
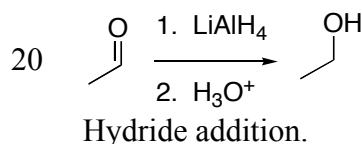
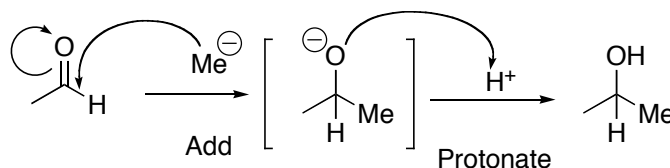
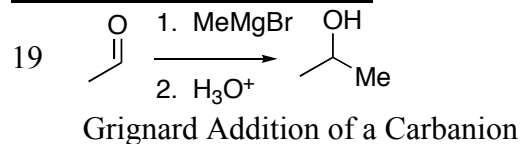


Imine Hydrolysis



Classification of Mechanisms Associated With Ketone/Aldehyde Reactions.

- There may seem to be a dizzying number of mechanisms this chapter. But all of them simplify into some combination of acid- or base-catalyzed **addition reaction**, **elimination reaction** and/or **substitution reaction**.
- To predict what product forms that can be isolated, you will need to know when an addition is all that happens, and when an addition is followed by elimination or substitution.
- Many reactions are reversible, and are controlled by equilibrium principles, so you ought to be able to go in either direction.
- The sequencing of many of the mechanistic steps is dependent on whether you are under acidic (cationic) conditions or basic (anionic) conditions.

ADDITION REACTIONS.

Elimination Reactions.

22r	$\left[\begin{array}{c} \text{OH} \\ \\ \text{R}'-\text{C}-\text{OH} \\ \\ \text{R} \end{array} \right] \xrightleftharpoons{\text{H}_2\text{O}, \text{OH}^-} \begin{array}{c} \text{O} \\ \\ \text{R}'-\text{C}-\text{R} \end{array}$ <p>tetrahedral "hydrate" aldehyde or ketone</p>	<p>Deprotonate eliminate</p>
23r	$\left[\begin{array}{c} \text{OH} \\ \\ \text{R}'-\text{C}-\text{OH} \\ \\ \text{R} \end{array} \right] \xrightleftharpoons{\text{H}_2\text{O}, \text{H}^+} \begin{array}{c} \text{O} \\ \\ \text{R}'-\text{C}-\text{R} \end{array}$ <p>tetrahedral "hydrate" aldehyde or ketone</p>	<p>protonate eliminate deprotonate</p>
24r	$\left[\begin{array}{c} \text{OH} \\ \\ \text{R}'-\text{C}-\text{OR} \\ \\ \text{R} \end{array} \right] \xrightleftharpoons{\text{H}_2\text{O}, \text{H}^+} \begin{array}{c} \text{O} \\ \\ \text{R}'-\text{C}-\text{R} \end{array}$ <p>tetrahedral "hemiacetal" aldehyde or ketone</p>	<p>protonate eliminate deprotonate</p>
25r	$\left[\begin{array}{c} \text{OH} \\ \\ \text{R}'-\text{C}-\text{NHZ} \\ \\ \text{R} \end{array} \right] \xrightleftharpoons{\text{H}_2\text{O}, \text{H}^+} \begin{array}{c} \text{O} \\ \\ \text{R}'-\text{C}-\text{R} \end{array}$ <p>tetrahedral "aminol" aldehyde or ketone</p>	<p>protonate eliminate deprotonate</p>
25b	$\left[\begin{array}{c} \text{OH} \\ \\ \text{R}'-\text{C}-\text{NHZ} \\ \\ \text{R} \end{array} \right] \xrightleftharpoons{\text{H}_2\text{O}, \text{H}^+} \begin{array}{c} \text{NZ} \\ \\ \text{R}'-\text{C}-\text{R} \end{array}$ <p>tetrahedral "aminol" imine</p>	<p>protonate eliminate deprotonate</p>

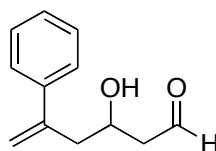
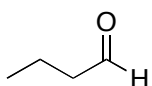
Substitution Reactions.

24b	$\begin{array}{c} \text{OH} \\ \\ \text{R}'-\text{C}-\text{OR} \\ \\ \text{R} \end{array} \xrightleftharpoons{\text{ROH}, \text{H}^+} \begin{array}{c} \text{OR} \\ \\ \text{R}'-\text{C}-\text{OR} \\ \\ \text{R} \end{array}$ <p>"hemiacetal" "acetal"</p>	<p>protonate eliminate add deprotonate</p>
24r	$\begin{array}{c} \text{OR} \\ \\ \text{R}'-\text{C}-\text{OR} \\ \\ \text{R} \end{array} \xrightleftharpoons{\text{HOH}, \text{H}^+} \begin{array}{c} \text{OH} \\ \\ \text{R}'-\text{C}-\text{OR} \\ \\ \text{R} \end{array}$ <p>"acetal" "hemiacetal"</p>	<p>protonate eliminate add deprotonate</p>

A. Nomenclature (Section 18-3)

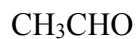
1. Aldehydes:

a. IUPAC: Alkanal



- Note: carbonyl takes precedence over alcohols (hydroxy), aromatics, alkenes, halides.
- Aldehyde carbon is always #1 (don't forget to count that carbon!)

b. Aldehydes are often written as RCHO



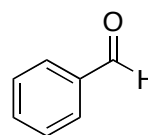
c. Common Names: (Memorize)



Formaldehyde



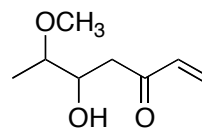
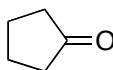
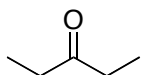
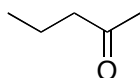
Acetaldehyde



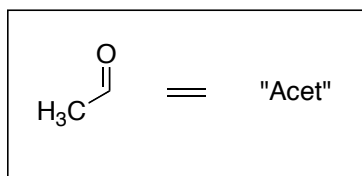
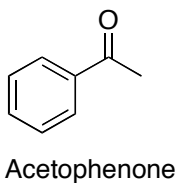
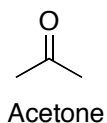
Benzaldehyde

2. Ketones:

a. IUPAC: x-alkanone

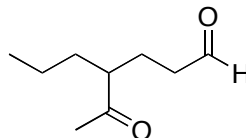
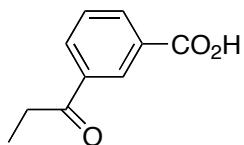
Need number, remember to number!!

b. Common Names: (Memorize)

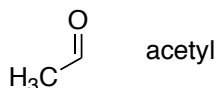
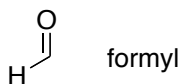


Acetone
Acetophenone
Acetaldehyde
Acetic Acid
Acetic Anhydride

3. Carbonyls as Substituents (needed when there are higher priority functional groups present such as carboxylic acids...): alkanoyl



Common Names:



B. General Review of Basic Nomenclature Principles

1. **Core name versus Substituents.** Which part of the molecule can be included in the core name, and which parts need to be treated as substituents?

2. **Ranking of Functional Group Priority.**

- when 2 or more functional groups are present, the priority functional group is included in the core name, and the core numbering is based on the priority group
- Many common names incorporate two functional groups (benzoic acid, phenol, etc..)

			OH	NH ₂	Aryl	Alkene
Families	Acids Esters	Ketones Aldehydes				
Core Name	Alkanoic acids	<u>Alkanal</u> <u>x-Alkenone</u>	x-Alkan <u>ol</u>	x-alkan <u>amine</u>		
Substituent		Alkanoyl	Hydroxy	Amino	Phenyl	

3. **Remember Descriptors**

- Position of functional groups
- Position of substituents
- Stereochemical descriptors (cis/trans, E/Z, R/S)

4. **Punctuation**

- Hyphenate numbers and stereochemical descriptors
- Parenthesize (R) and (S)
- Do not put any spaces for molecular-style names
- Do put spaces for ionic style names

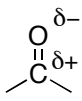
Ionic style:

NaCl:

PhCO₂H:

PhCO₂CH₃

C. Properties of Carbonyls (Sections 18.2, 4)


	<ul style="list-style-type: none"> • Strongly polar • sp^2, flat, $\sim 120^\circ$ angles • Can H-bond water (impacting water solubility) • But cannot H-bond self (impacting boiling point)
---	--


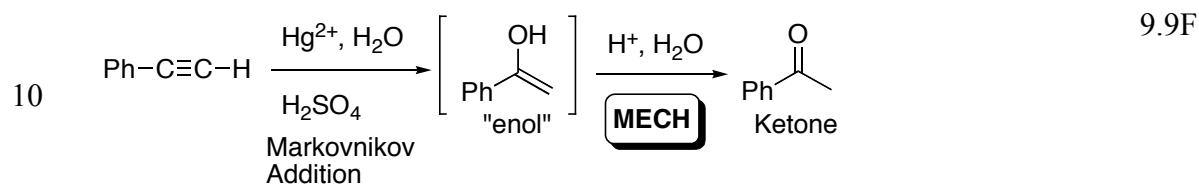
For molecules of similar weight:

1. Boiling Point: Alcohols (H-bonding) \gggg ketones (polar) $>$ ethers (less polar) $>$ alkanes (nonpolar)
 - Large difference between alcohols and ketones because of H-bonding
2. Water solubility: Alcohols $>$ ketones $>$ ethers \gggg alkanes (nonpolar)
 - The difference between alcohols and ketones is much smaller, since both can H-bond to water's hydrogens

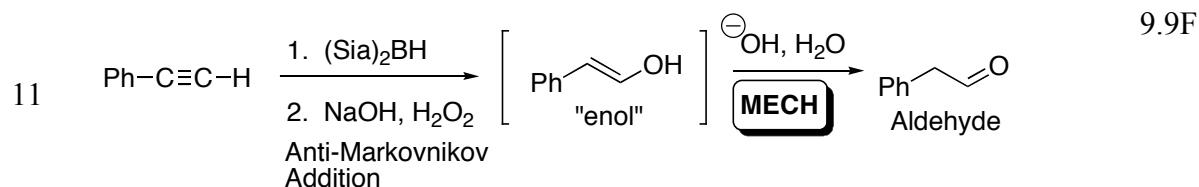
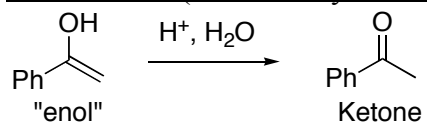
(Section 18-5) Spectroscopy**(Section 18-6) Many Ketones and Aldehydes have Famous, Nice Smells**

- Vanilla, almond extract, cinnamon, spearmint, pistachio, butter, camphor, etc.

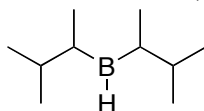
D. Synthesis of Ketones/Aldehydes: Review Routes, Handout Reactions 1-9 (Sections 18.7 and earlier book sections)**From Alcohols****From Alkenes via Alcohols or Oxidative Cleavage**

From Carbonyl via Alcohols**From Halides via Alcohols****E. New Syntheses of Ketones/Aldehydes: Handout Reactions 10-18 (Sections 18.8-10 and earlier book sections)****From Alkynes (Section 9.9F)****Two Phases:**

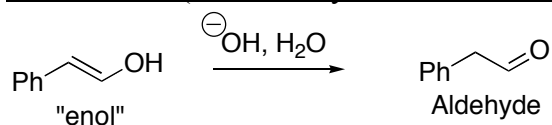
- The first phase is analogous to oxymercuration of an alkene
 - It involves Hg²⁺ and water
 - H-OH adds across the π-bond
 - Markovnikov addition: OH adds to the more substituted end of alkyne
 - NaBH₄ is actually not required
- Phase 2: The "enol" produced in the first phase is unstable and rapidly converts to the carbonyl
 - Phase 2: Mechanism Responsible.

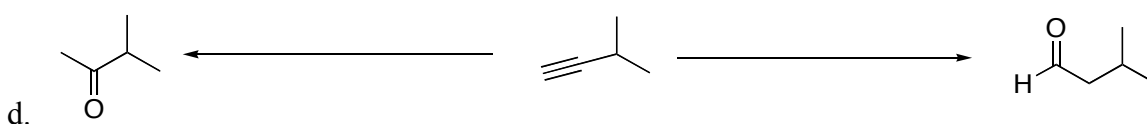
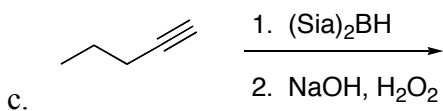
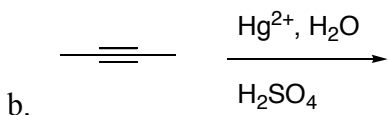
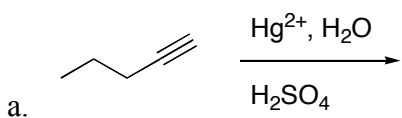
Mechanism: (Acid-Catalyzed enol \rightarrow carbonyl)Two Phases:

1. The first phase is analogous to hydroboration of an alkene
 - a. H-OH adds across the π -bond
 - b. It involves a borane
 - c. Anti-Markovnikov addition: OH adds to the less substituted end of alkyne
 - d. $(\text{Sia})_2\text{BH} \sim \text{BH}_3\text{-THF}$, but is much bulkier in order to ensure high anti-Markovnikov orientation and to ensure that it stop after one addition and leaves the second π -bond untouched. (BH_3 works but is less selective)


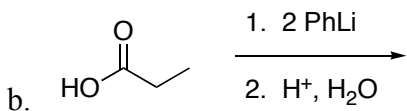
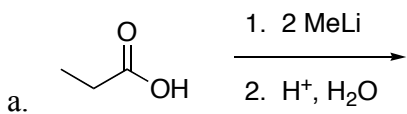
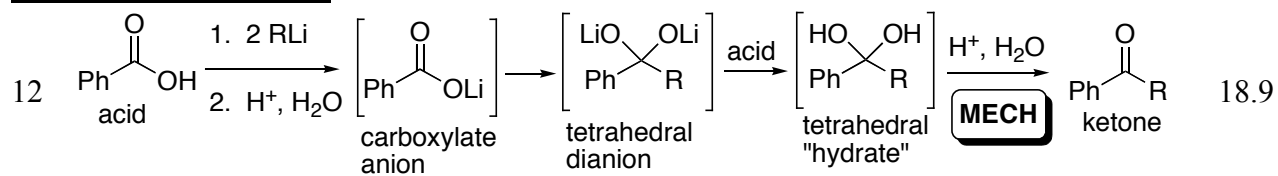


2. Phase 2: The "enol" produced in the first phase is unstable and rapidly converts to the carbonyl
 - Phase 2: Mechanism Responsible.

Mechanism: (Base-Catalyzed enol \rightarrow carbonyl)


**Remember:**

1. Enols quickly convert to carbonyls
2. Remember these two reactions mainly as Markovnikov or anti-Markovnikov addition of H-OH addition to alkyne

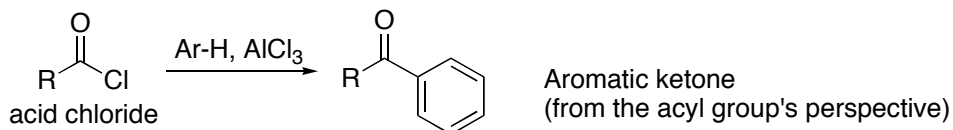
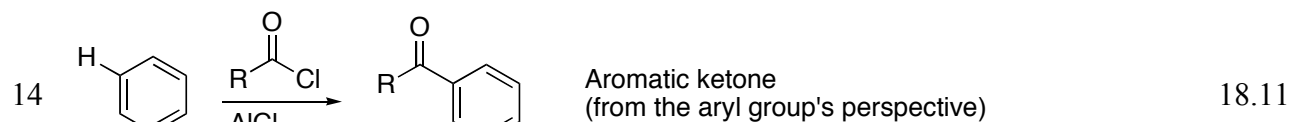
From Carboxylic Acids

Mechanism: Key new Mechanism Step is the **acid-catalyzed hydrolysis of the tetrahedral hydrate** to the ketone

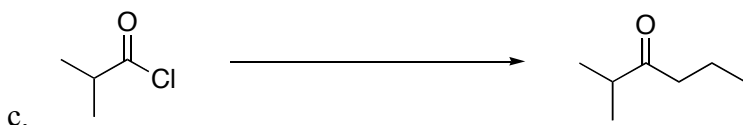
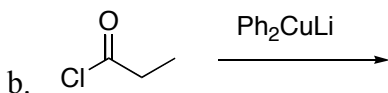
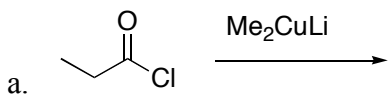
- Tetrahedral anion is stable until acid/water is added
- Tetrahedral hydrate rapidly “dehydrates” to ketone

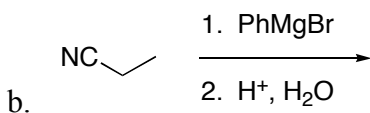
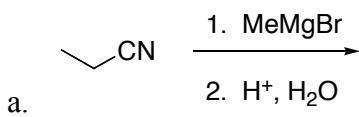
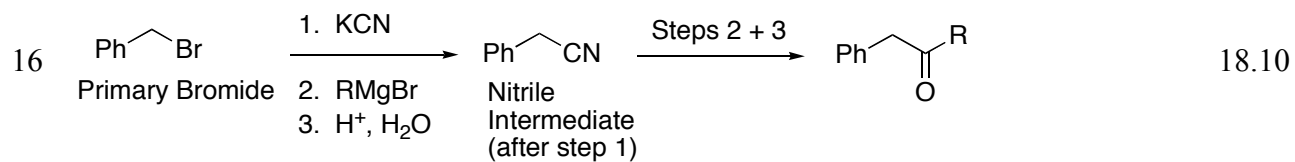
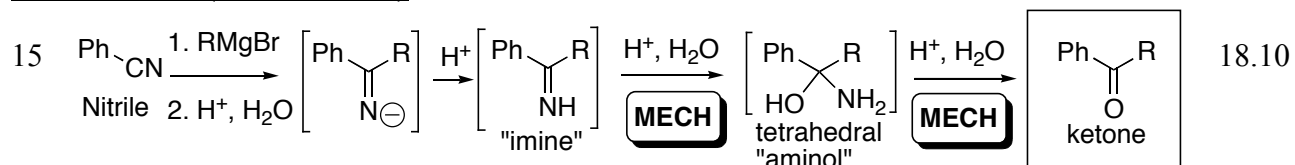


From Acid Chlorides (Section 18.11)

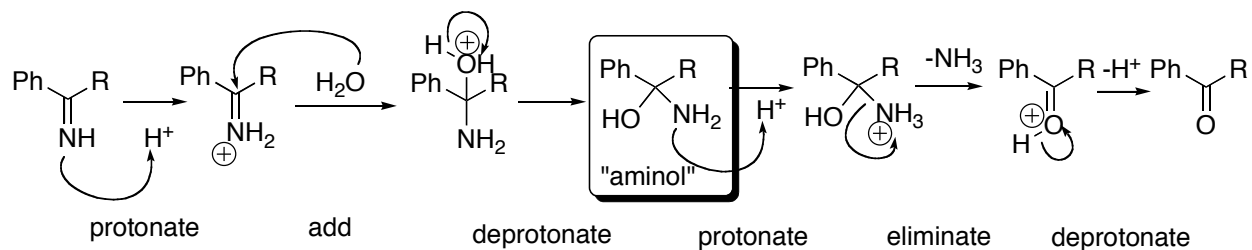
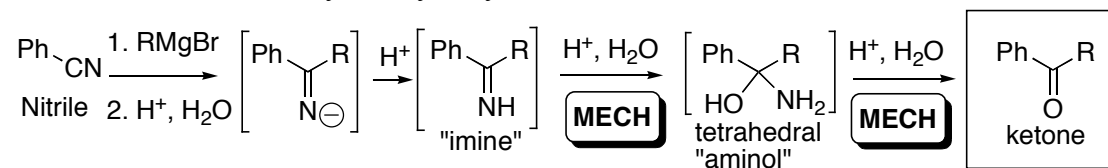


- No mechanism responsibility for reaction 13
- Reaction 14, mechanisms from chapter 17, test 1
- R_2CuLi is a special, mild carbanion equivalent. Some special properties enable it to stop at ketone. (RMgBr would not stop at ketone, but would add again to give 3° alcohol)



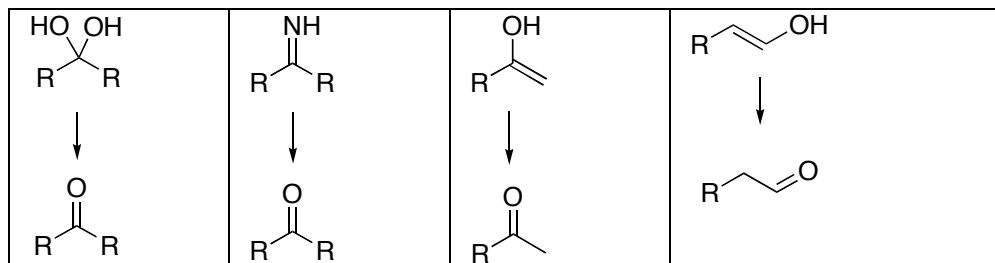
From Nitriles (Section 18-10)

Mechanism: Acid-Catalyzed Hydrolysis of C=NH



Note: Many groups can “hydrolyze” to carbonyls

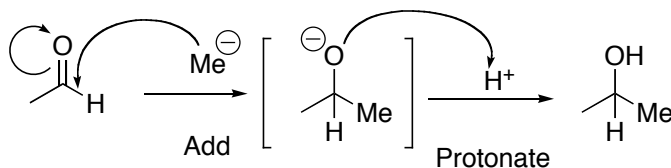
- A carbon with two heteroatoms attached, single-bonded or double-bonded
- A carbon with one heteroatom and one π -bond
- Often base or acid or some special acid assistant helps



F. General Reactivity of Ketones and Aldehydes: Addition Reactions (Section 18.12)

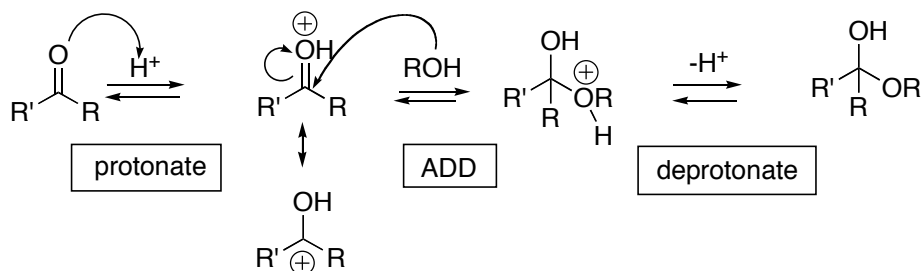
Key: Are reaction conditions anionic/basic or cationic/acidic (or perhaps buffered in between?)

1. **Anionic Conditions** (when a strong anion is involved)
 - a. General principles review for strongly anionic/basic conditions apply
 1. In an anionic mechanism, a strong anion will drive the first step
 2. In an anionic mechanism, intermediates should avoid positive charges
 3. Recognize anionic species even when they are disguised by a cationic metal counterion.
 - b. Anionic additions to ketones
 1. Strong nucleophile required (R^- , H^- , HO^- , ...)
 - Intermediates have negative charge
 2. **Addition first, protonation second**
 3. Addition is normally irreversible
 - Addition is often strongly exothermic
 - The proton source is often added in a separate laboratory step, because often the anion and the proton are incompatible

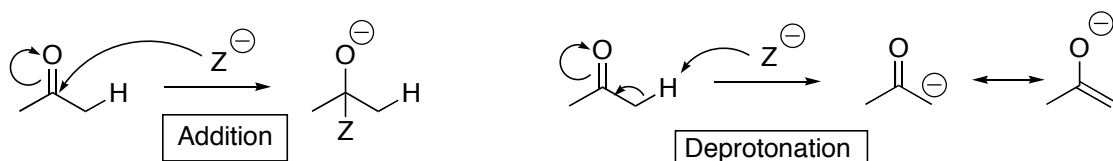


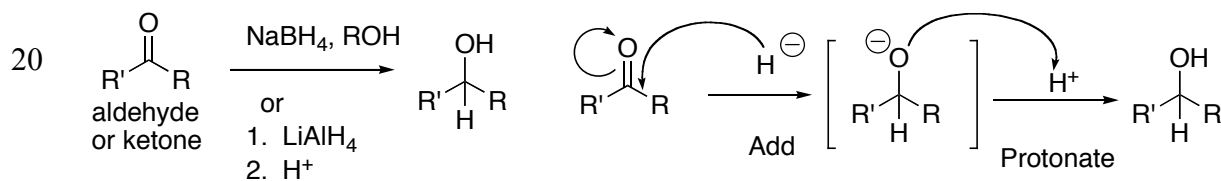
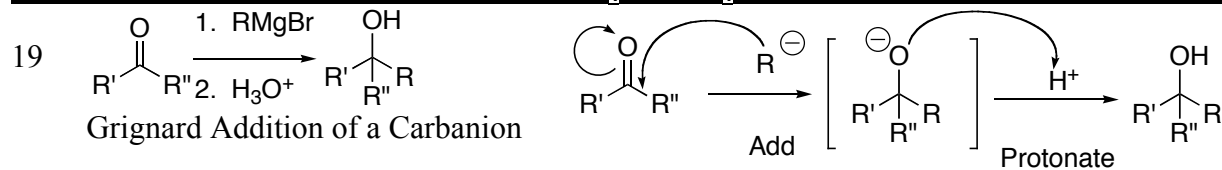
2. **Cationic Conditions** (acid is involved)a. General principles review for strongly anionic/basic conditions apply

- Recipes that involve acid will be cationic
- In a cationic mechanism, the first step will routinely involve protonation
- In a cationic mechanism, the last step will frequently involve deprotonation to return to neutral
- Normally the main step or steps are sandwiched in between the protonation and deprotonation events

b. Cationic additions to ketones

1. Weak, neutral nucleophile involved (ROH, HOH...)
 2. Intermediates have positive charge
 3. **Protonation first, addition second**
 - Weak nucleophile is not strong enough to add to neutral carbonyl
 - Protonation activates the carbonyl as an electrophile
 4. A deprotonation step is routinely required following addition, to get back to neutral
 5. Addition is normally reversible
 - Nucleophile can come back off
 - Nucleophile is normally a reasonable leaving group
3. **Buffer Conditions** (both weak acid and weak base/nucleophile are present at same time)
- RNH_2/H^+ , KCN/HCN ...
 - Reversibility again applies
 - Whether addition comes before protonation, or protonation precedes addition depends on the exact case
4. **Anion Conditions**: Nucleophilic addition versus deprotonation
- Sometimes an anion will function as a base and remove a proton rather than functioning as a nucleophile and adding to the carbonyl
 - Comparable to $\text{S}_{\text{N}}2$ versus $\text{E}2$ reactions
 - Anion size will again factor, with bulky bases more likely to deprotonate and smaller ones to add
 - Chapter 22 will deal with the deprotonation pathway, followed by nucleophilic attack on electrophiles




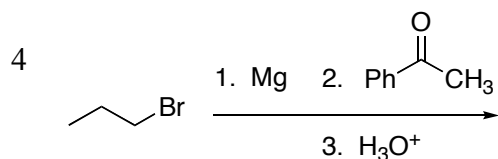
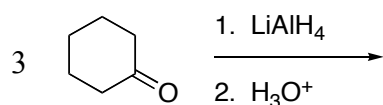
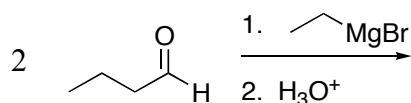
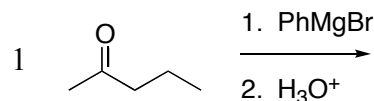
Addition of R^- ($RMgBr$) and H^- ($NaBH_4$, $LiAlH_4$) (Review, Section 18-12, Chapter 10)

Hydride addition.

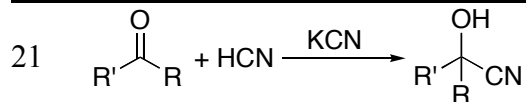
Note: For $RMgBr$ and $LiAlH_4$, the basicity of the reagent is too strong to permit a proton source to be present at the same time. Thus the proton source must be added in a subsequent laboratory step. The $NaBH_4$ is weaker, both as a nucleophile but also as a base.

Draw products from the following reactions.

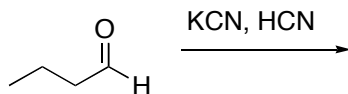
1°, 2° or 3°?



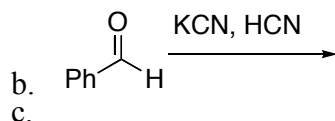
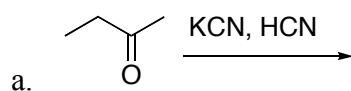
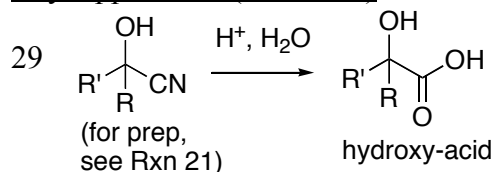
6. Draw the mechanism for reaction 1 above.

Addition of HCN to make “Cyanohydrins” (Section 18-15): Anionic Mechanism

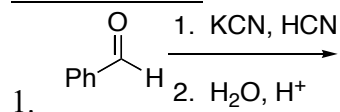
HCN addition, anionic mech.

Draw the product and mechanism for the following:Mechanistic notes

1. Addition first, protonation second
2. $\ominus \text{CN}$ is a good nucleophile, HCN a decent acid
3. KCN/HCN represents a **buffer situation**: weak base/weak acid, not obvious which dominates. But in this case the anion does and it proceeds via anionic mechanism.
4. $\ominus \text{CN}$ is actually used as a catalyst: after the HCN donates proton, the $\ominus \text{CN}$ is regenerated
5. In reality, KCN/HCl or KCN/H₂SO₄ is often used
 - Easier to put together and handle
6. Reaction is reversible
 - Strongly favors product cyanohydrin, unless a strongly hindered ketone is used

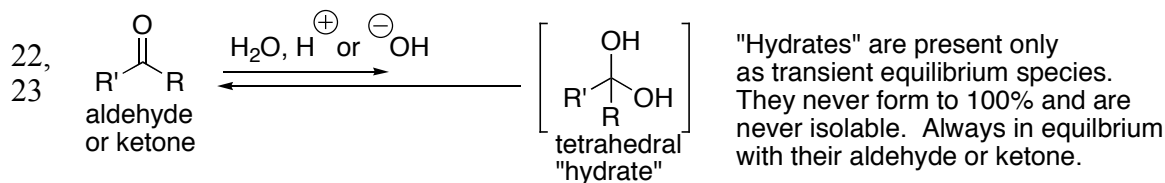
Draw productsKey Application (not tested)

- Unique access to 2-hydroxyacids..
- Indirect provides the equivalent (“Synthon”) for a $\ominus \text{CO}_2\text{H}$ anion

Draw Products

Reversible Addition of H₂O (H-OH) to Make Hydrates: Addition (and elimination) under Acidic or Basic Conditions (Section 18.14).

- Know mechanism under either base or acid
- Know mechanism for the reverse direction (hydrate to carbonyl) as well

**Anionic**

Mech Forward: Addition-Protonation. Nucleophile, anionic mechanism. Reversible.

Mech Reverse: Deprotonation-Elimination. Anionic mechanism. Reversible.

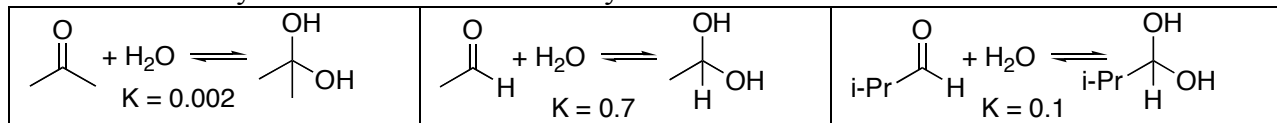
Cationic

Mech Forward: Protonation-Addition-deprotonation. Weakly nucleophile, cationic mechanism. Reversible.

Mech Reverse: Protonation-Elimination-deprotonation. Cationic E1-type mechanism. Reversible.

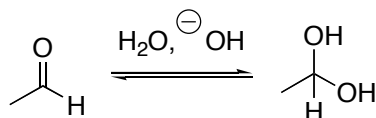
Notes:

1. True equilibrium.
2. Super unfavorable for ketones, moderately unfavorable for aldehydes
 - Ketone is stabilized more by the two alkyl donors
 - Ketone hydrate is destabilized more by sterics

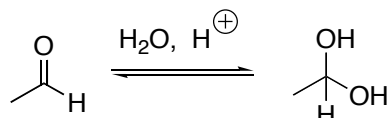


3. Hydrates can never be isolated, because as soon as you try to take them out of water, the drives back to the carbonyl side (LeChatelier's Principle)
4. While the hydrate is not present in high concentration, it is often a crucial intermediate in a variety of biological processes
 - We've also seen its importance in the oxidation of 1° alcohols to carboxylic acids using H₂CrO₄ in water.

Draw the **ANIONIC addition** mechanism

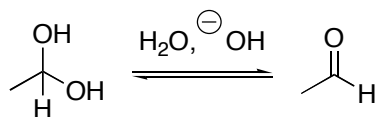


Draw the **CATIONIC addition** mechanism

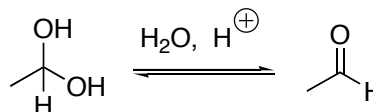
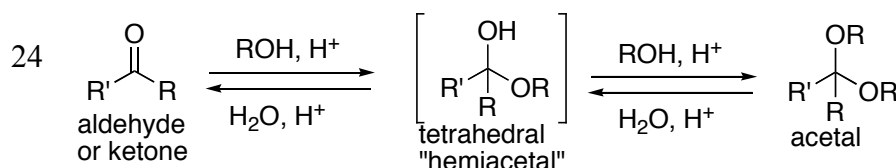


Hydrate Hydrolysis (Elimination of Water from Hydrate to Generate Carbonyl)**Draw the ANIONIC elimination mechanism**

- Deprotonation precedes elimination
- E2-like

**Draw the CATIONIC elimination mechanism**

- Elimination precedes deprotonation
- E1-like

**Reversible Reaction of ROH to Make Acetals via Hemiacetals. (Section 18.18, 19).****Addition/Substitution under Acidic Conditions (Section 18.18, 19).****Also know the reverse process, substitution/elimination under acid conditions****Cationic**

Mech Forward: Protonation-Addition-deprotonation (hemiacetal) Protonation-elimination-addition-deprotonation (acetal). Weak nucleophile, cationic mechanism. Reversible.

Mech Reverse: Protonation-Elimination-Addition-deprotonation. (hemiacetal) protonation-elimination-deprotonation (aldehyde or ketone). Reversible.

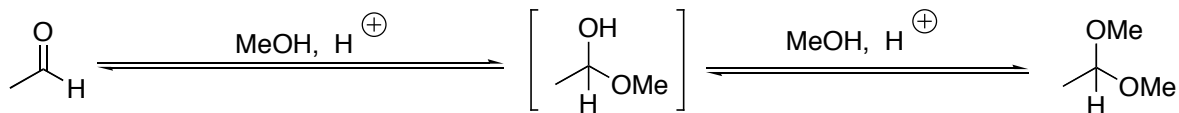
Notes:

- Reactions are reversible
- The "hemiacetal" is an intermediate, and can never be isolated
- The acetal can be isolated. (It is stable in absence of water)
- Equilibrium considerations (LeChatelier's principle) apply. When water is plentiful, things go to the left. When water is scarce or removed, and alcohol is abundant, things drive to the right.
- Use $\text{H}_2\text{O}/\text{H}^+$ to hydrolyze an acetal back to an aldehyde or ketone
- Use MeOH/H^+ to convert an aldehyde to an acetal
- Use $\text{HOCH}_2\text{CH}_2\text{OH}/\text{H}^+$ to convert a ketone to an acetal
- Aldehydes or ketones can be temporarily "protected" as their acetals, then later "deprotected" by hydrolysis

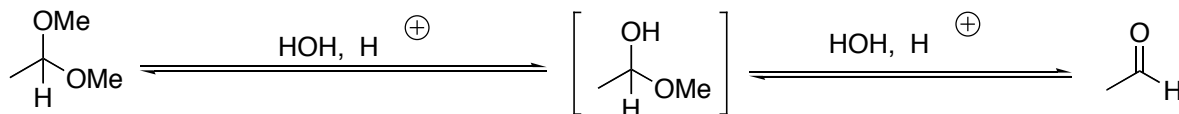
Notes:

1. While the acetal can be isolated, the hemiacetal cannot
2. Four reactions, each with their own mechanism:
 - a. Carbonyl to hemiacetal = acid-catalyzed addition reaction.
 - b. Hemiacetal to acetal = acid-catalyzed substitution reaction (S_N1 -type)
 - c. Acetal back to hemiacetal = acid-catalyzed substitution reaction (S_N1 -type)
 - d. Hemiacetal back to carbonyl = acid-catalyzed elimination ($E1$ -type)

Draw the mechanism



Draw the mechanism

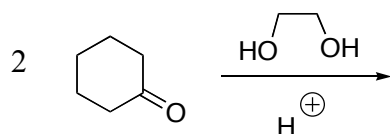
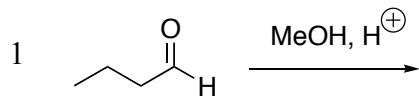


We have now seen three major acid-catalyzed reaction types in this chapter

1. Additions (protonate-**add**-deprotonate)
2. Eliminations (protonate-**eliminate**-deprotonate)
3. Substitutions (protonate-**eliminate-add**-deprotonate)

Notice that a protonation/deprotonation sandwiches the key step(s) in each of them

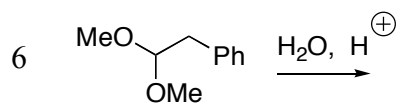
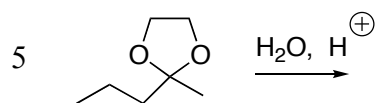
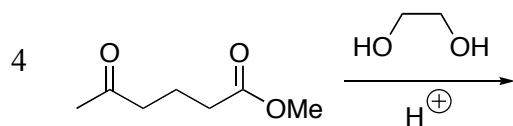
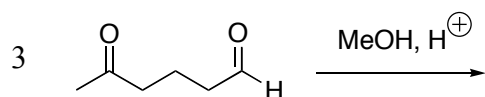
Draw the products for the following reactions



“Cyclic
Acetal”


Key Synthetic Notes:

- Ethylene glycol** works well for making acetals from aldehydes or ketones. Use **ethylene glycol for KETONES.**
 - Once the first oxygen adds, the second oxygen is always close by and ready to add
 - The cyclic acetal is more stable; even if one oxygen comes off, it can come right back on.
 - The cyclic acetal formation is actually more favorable energetically (enthalpy)
 - The cyclic acetal also has entropy advantages (entropy)
- Methanol is simpler for making acetals from aldehydes, but often has problems for ketones. Use **methanol for ALDEHYDES**
- Selective protection:**
 - Methanol can be used to protect an aldehyde, while a ketone or ester will go untouched.
 - Ethylene glycol can be used to protect a ketone, while an ester will be untouched.

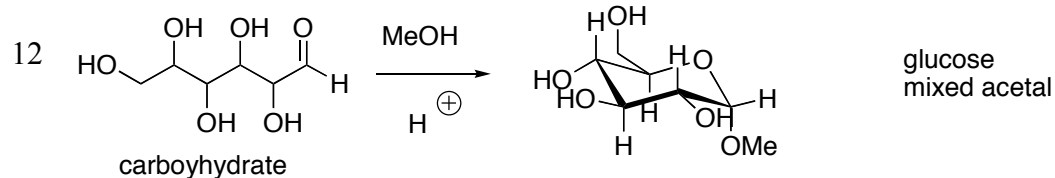
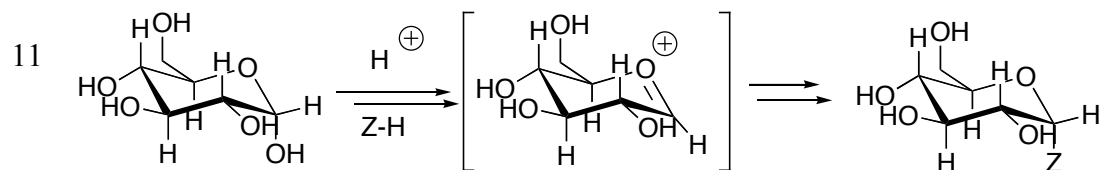
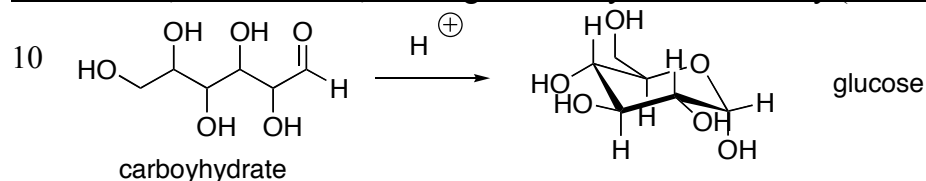


Equilibrium and Acetals

- Normally favors the carbonyl, especially for ketones
- Push to the acetal side by using excess alcohol
- Push to carbonyl side by using excess water
- Equilibrium improves greatly for cyclic acetals.**
- Hemiacetals have a favorable equilibrium if and only if a 5- or 6-ring hemiacetal can form.** (This is central to carbohydrate/sugar chemistry.)

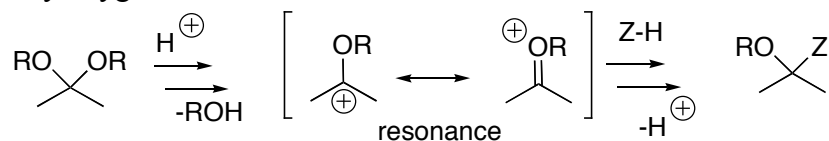


Hemiacetals, mixed acetals, and Sugar/Carbohydrate Chemistry (interest, not test)



Notes:

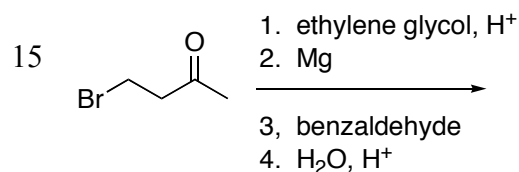


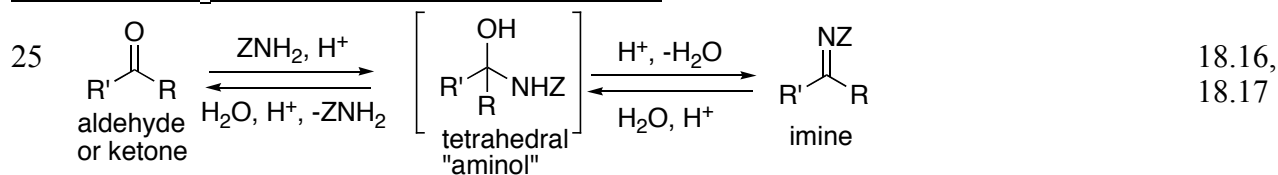
1. Acetal or hemiacetal carbons have two single-bond oxygens
2. When thinking about an acetal being hydrolyzed, the carbon with two single-bond oxygens hydrolyzes to a carbonyl
3. Acetal or hemiacetal carbons are **highly reactive as S_N1 substrates** thanks to cation stabilization by oxygen donor



4. Carbohydrates exist as hemiacetals or acetals
5. Carbohydrates can polymerize or make complex derivatives via substitution at their acetal carbons

Acetals as Protecting Groups in Synthesis (Section 18-19)

1. Reactivity: Aldehydes > Ketones >> Esters
 - a. Aldehydes versus Ketones Why:
 - Sterics, ketones are more cluttered and additions make things worse
 - Electronics, ketones are more stable with two electron-donating groups
 - b. Ketones versus Esters Why:
 - Electronics, the conjugation stabilizes esters
2. **Selective protection:**
 - a. Methanol can be used to protect an aldehyde, while a ketone or ester will go untouched.
 - b. Ethylene glycol can be used to protect a ketone, while an ester will be untouched.

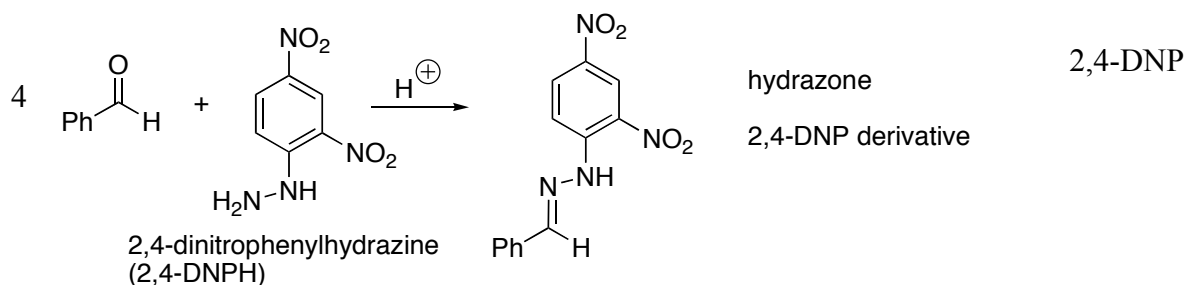
**Addition of H₂N-Z Reagents (Sections 18-16,17)****Cationic**

Mech Forward: Protonation-Addition-deprotonation (aminol) Protonation-elimination- deprotonation (imine). Mild nucleophile, cationic mechanism, buffered conditions. Reversible. Note: sometimes addition precedes protonation, or is concerted with protonation.

Mech Reverse: Protonation-Addition-deprotonation (aminol) Protonation-elimination- deprotonation (aldehyde or ketone). Reversible.

Notes:

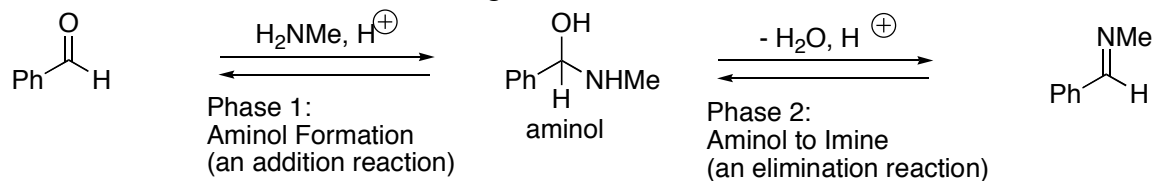
- “Z” can be a carbon, nitrogen, oxygen, or hydrogen atom/group.
- The “aminol” can’t be isolated, it’s only present at equilibrium.
- Equilibrium factors apply. Water drives to the carbonyl side; removal of water drives to the imine side.

Notes:

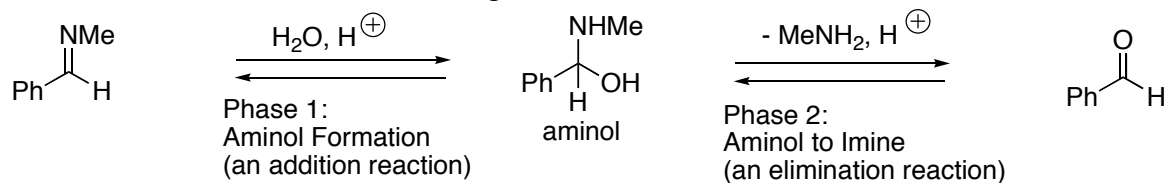
1. C=N species can sometimes be hydrolyzed back to carbonyls by $\text{H}_2\text{O}/\text{H}^+$
2. “Imines” are frequent biology intermediates
3. 2,4-DNP derivatives are easily made and usually crystalline
 - a. reaction of an unknown with DNPH to make a solid DNP-derivative is proof of aldehyde or ketone
 - b. The melting point of DNP-derivatives permits identification



Draw the mechanism for the following:

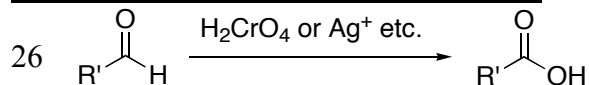


Draw the mechanism for the following:



Notes:

- All steps are reversible, under equilibrium control
- I'm writing these as cationic, acid-catalyzed steps
 - Conditions are actually buffered;
 - $1 \text{ RNH}_2 + 0.5 \text{ H}^+ \rightarrow 0.5 \text{ RNH}_2 + 0.5 \text{ RNH}_3^+ \rightarrow$ a buffer system.
 - In some cases, nucleophilic addition by the neutral but reactive amines (to give oxyanions) may actually precede protonation

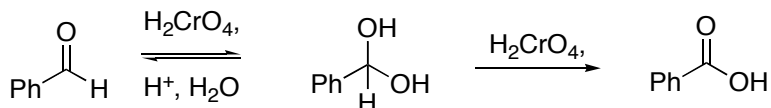
Oxidation of Aldehydes (Section 18.20)

18.20

No Mech Responsibility

“Tollens test” is a common chemical test for aldehydes. Ag^+ undergoes redox reaction with aldehydes to produce shiny Ag metal, or a “silver mirror”.

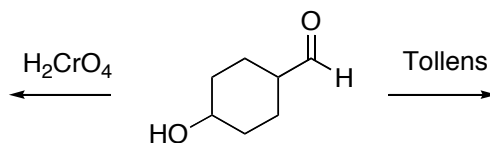
Review: Chromic Acid Oxidation proceeds in water via hydrate

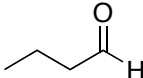
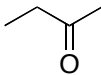


New: Ag^+ salts oxidize aldehydes in presence of alcohols, ketones

Tollens reagent: $\text{Ag}(\text{NH}_3)_2^+$ Chemical test for **aldehydes**

- A silver mirror forms

Chemical Tests

<u>Class</u>		DNP	Tollens	H_2CrO_4
Aldehydes				
Ketones				
Alcohols	