

Carbonyl Unknowns

Overview:

You will receive a carbonyl compound as an unknown. It can be either an aldehyde or a ketone, and may or may not contain an aromatic ring. Your job will be to identify your carbonyl compound. Several pieces of information will be useful:

- Water solubility tests (big or small? Aromatic or not?)
- Schiff's Test (aldehyde, or not an aldehyde?)
- Boiling point of starting material (optional)
- The melting point of the derivative (required)
- NMR information on the starting material.

Classifying Tests

1. Water Solubility Test (Helpful, but not always decisive or clear-cut. Use, but don't depend on it too much?!)
 - Add 15 drops of water to a small test tube, and then add 2 drops of sample. Shake vigorously. Is it homogeneous or heterogeneous? If heterogeneous, do the droplets float or sink?
 - Interpretation:
 - a. Carbonyls with <4 carbons have $\geq 10\%$ solubility (soluble).
 - b. Carbonyls with >5 carbons have $\leq 5\%$ solubility (insoluble)
 - c. Carbonyls with 4,5 C's, borderline; may dissolve or may not. Usually adding some more water will dissolve, if doesn't initially.
 - d. An insoluble carbonyl that floats is nonaromatic.
 - e. An insoluble carbonyl that sinks has an aromatic ring present
2. Schiff's Test
 - Add 15 drops of Schiff's reagent, then 2 drops of sample. If your sample is water insoluble, add an additional 10 drops of ethanol.
 - Interpretation: Water-soluble aldehydes turn pink rapidly. Aldehydes that have low water solubility usually turn pink fairly quickly, after the ethanol is used to improve cosolubility.
 - Note: This is a semi-risky test. The test solution needs to be relatively clean to work. And even a non-aldehyde will turn pink over an extended period of time.
3. Summary of chemical tests related to carbonyls, not all of which we will do, but which you should know to answer questions
 - 2,4-dinitrophenylhydrazine test: positive for aldehydes or ketones.
 - Schiff's test: Positive for Aldehydes, not for Ketones
 - Tollens' test: Positive for Aldehydes, not for Ketones. Similar to Schiff's test, but more famous (good) but more expensive (bad)
 - Iodoform Test: Positive for Methyl Ketones (CH_3COR)
 - $\text{Br}_2/\text{CH}_2\text{Cl}_2$ test: Positive for Alkenes (to distinguish $\text{C}=\text{C}$ from $\text{C}=\text{O}$ double bonds)

Chemical Derivatives

A classic way to help identify a material is to convert it into a crystalline derivative. This is particularly valuable if the initial chemical is a liquid or is impure. We've seen that although melting points are easy to measure, boiling points are not. By converting a liquid (or impure) sample for which a meaningful bp/mp is not easy to obtain into a crystalline solid, we can get useful melting points.

The chemistry involved in making derivatives usually involves fundamental reactions, so is illustrative of some of the reactions that we learn in class. It is useful synthetic chemistry as well as useful for identification purposes.

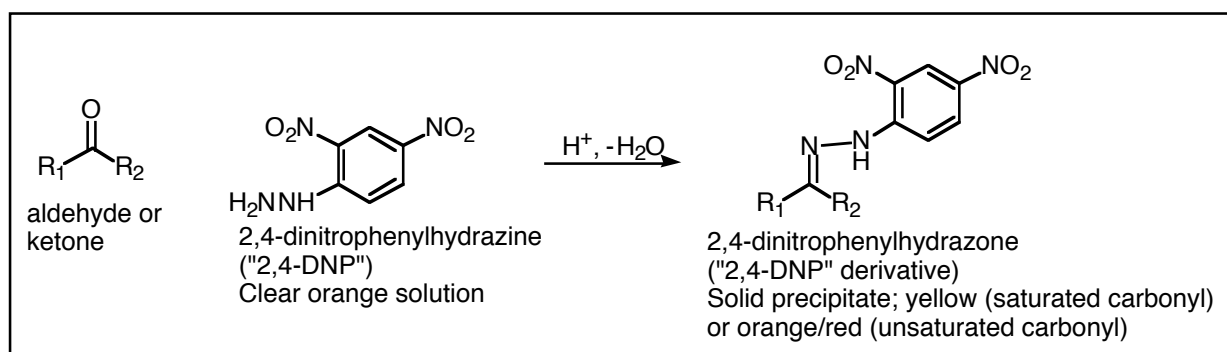
Unfortunately the usefulness of a solid's melting point is dependent on having very pure solids. Thus when a derivative is made, it is very important that it be purified and dried well if its mp is expected to have any accuracy. Thus your success in making and using solid derivatives for identification purposes will hinge on your purification skills. If you make impure derivatives, they will be useless to you.

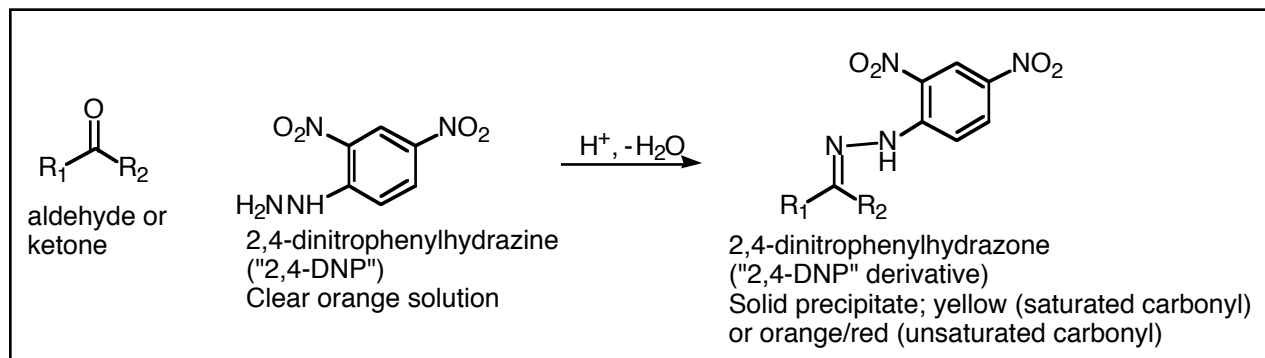
Lists of derivatives with their characteristic melting points are widely available. These are useful even if the melting point or boiling point of the starting material is available. Often several candidates may fit into the mp/bp of the starting unknown. But by having both a value for the starting material as well as the derivative, resolution is often possible.

Derivative: Making a 2,4-DNP Derivative of an Aldehyde or Ketone

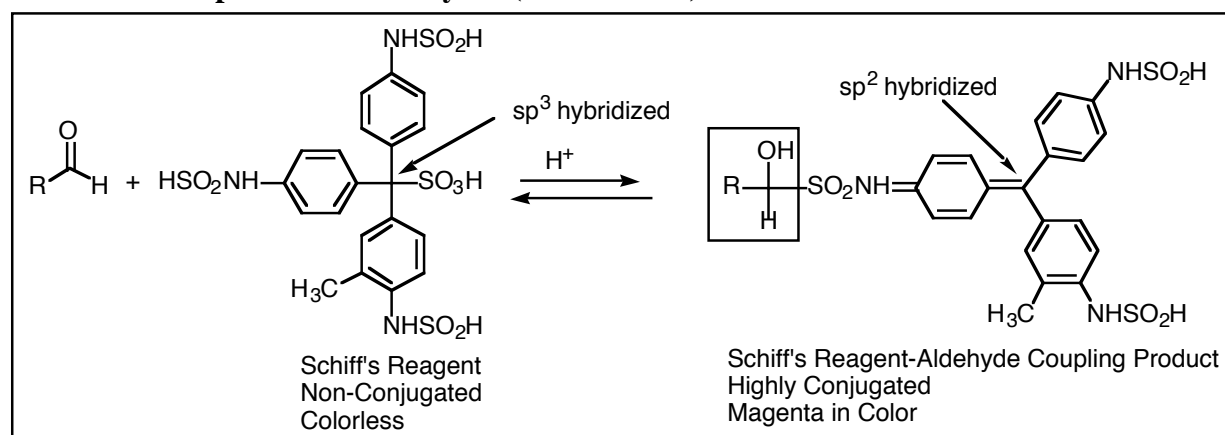
-Put 4 pipets of 2,4-DNP solution into a test tube, and add 30 drops of your unknown. After 15 minutes, cool, add 2 pipets of cold water, filter, wash with cold water, and wash with a small amount (three pipets) of cold ethanol. Aspirate thoroughly, and hopefully get a crude mp. If you have enough material, recrystallize or "digest" from ethanol/water. Disposal: Into DNP waste container.

NOTE: Saturated carbonyl derivatives usually are **yellow**, unsaturated are usually **orange/red**.



SOME CHEMICAL TESTS TO KNOW**2,4-Dinitrophenylhydrazone ("DNP") Test: Specific for Aldehydes or Ketones (but not esters, acids, or amides)**

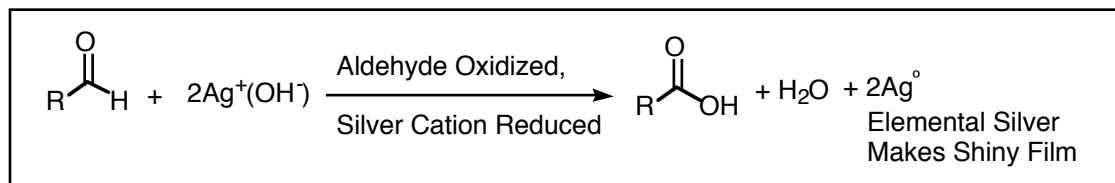
The "DNP" test is positive for both aldehydes and ketones, but not for alkenes or esters/acids/amides. This is representative of how $\text{H}_2\text{N-Z}$ reagents react with aldehydes or ketones to eliminate water and make "imines", with a C=N-Z bond. In the chemical test, the DNP reagent is soluble; if a derivative forms, it precipitates from solution. So the formation of a precipitate is what you watch for. The DNP-derivatives tend to be highly crystalline because of the extended conjugation; from the carbonyl carbon through the two nitrogens through the ring through the two nitro attachments, all the atoms are flat and sp^2 . The color of the precipitate is often informative; saturated carbonyl compounds tend to give yellow derivatives, while unsaturated aldehydes or ketones tend to give red or orange derivatives. The experiment is excellent as a chemical test, when you don't know if you have an aldehyde or ketone. But it is also excellent as a way to make a solid derivative which can be purified by recrystallization and whose melting point can be taken. The melting points of many DNP derivatives are known and listed.

Schiff's Test: Specific for Aldehydes (Not Ketones)

Schiff's test is specific for aldehydes, to the exclusion of ketones or other functional groups. Schiff's reagent is colorless when the carbon to which the three arene rings are attached is tetrahedral (no conjugation among the rings.) In the presence of an aldehyde, however, the reagent adds (reversibly). This is a normal acid-catalyzed addition of a weak nucleophile to a carbonyl compound. However, when the functional group adds to the aldehyde, it also triggers an elimination of the sulfur group on the right. When this happens, the previously tetrahedral carbon becomes trigonal. As a result, all the arene rings are now conjugated. The highly conjugated arrangement now has a smaller HOMO-LUMO energy gap, which in the visible

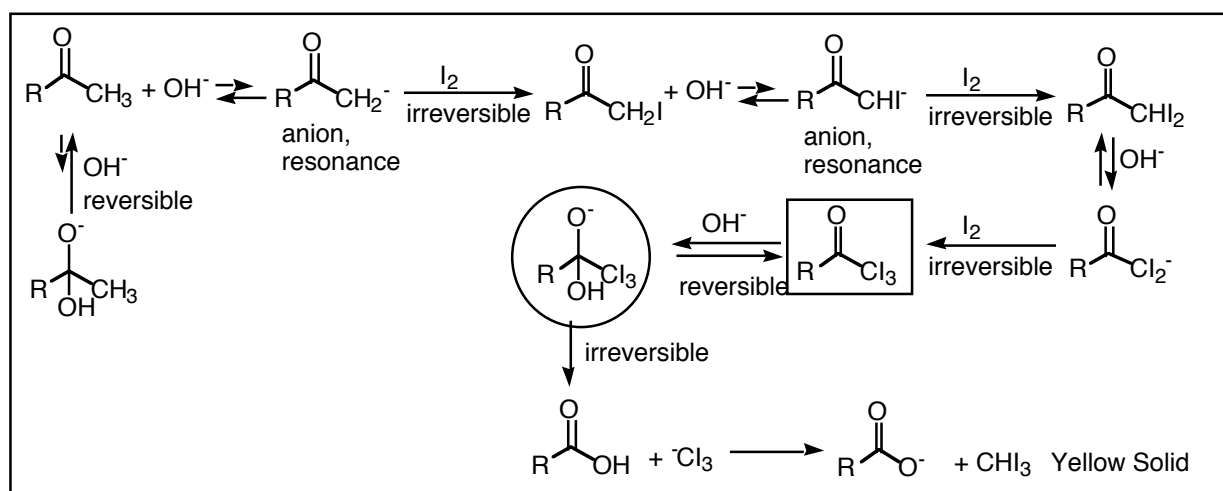
range. The result is that the product on the right is magenta in color. The addition of the Schiff's reagent to aldehydes is reversible. The test is negative for ketones because additions to ketones are less favorable (for steric reasons). Since the ketone equilibrium lies entirely to the left, no colored adduct forms.

Tollens Test: Specific for Aldehydes. Positive for Aldehydes Only.



A classic alternative to the Schiff's test for aldehydes is the Tollens Test. Tollens reagent is a soluble AgOH solution. [Actually $\text{Ag}(\text{NH}_3)_2\text{OH}$]. When mixed with an aldehyde, the aldehyde carbon is oxidized to a carboxylic acid, and the $\text{Ag}(\text{I})$ cation is reduced to elemental $\text{Ag}(0)$. The elemental silver films out on the surface of the test tube in which the test is conducted, and a "silver mirror" can be observed. This reaction has historic importance. For centuries during the middle ages this was the process used to make mirrors. (These silver mirrors were less clear than modern mirrors). This silver coating process was also used to apply a silver coating to any object. We will not use this test in lab because the Schiff's test is cheaper and easier. Test tubes used for Tollen's test must be thrown away, and the silver reagent is somewhat expensive.

Iodoform Test: Specific for Methyl Ketones (CH_3COR)



Methyl ketones can be distinguished from other ketones by the iodoform test. The methyl ketone is treated with iodine in an NaOH/water solution. Methyl ketones produce a yellow solid called "iodoform", other ketones or aldehydes do not. The mechanism is shown below, and is somewhat complex. Deprotonation of the methyl ketone hydrogen gives a resonance-stabilized anion, which attacks iodine. Once the first iodine is installed, the remaining methyl hydrogens become even more acidic and get deprotonated followed by iodination in rapid sequence to generate the tri-iodo RCOCl_3 species (in box). Hydroxide routinely adds to carbonyls, but normally this addition is reversible, non-productive, and insignificant. However, hydroxide addition to the RCOCl_3 is productive; in this case, the anion (in circle) can eliminate the Cl_3^- anion. This is a decent leaving group because the three electron-withdrawing iodo

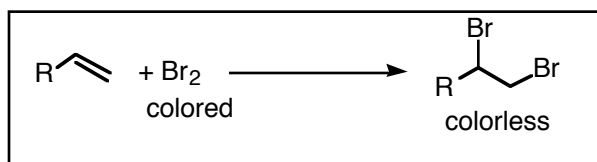
groups stabilize the anion. This elimination is also irreversible, so by LeChatelier's principle all of the chemicals drain off through this pathway. Following elimination, the Cl_3^- anion picks up a proton to make iodoform, CHI_3 , which is a yellow crystalline solid. The formation of this yellow solid is a "positive" test; if no yellow solid forms, the test is "negative". Ketones other than methyl ketones are unable to get to the RCOCl_3 species (in box), are unable to undergo the fragmentation that the circled anion undergoes, and are unable to make the solid iodoform.

Br₂ Test: Specific for Alkenes (Not Ketones or Aldehydes)

Bromine is a routine test for alkenes.

(Although a mono-substituted alkene is shown in the picture, di-, tri- and tetra-substituted alkenes also react with bromine.) Bromine adds to alkenes but not to carbonyl compounds (or to ordinary arenes). The

nature of the test is to add a few drops of bromine, which is strongly colored, to an excess of an organic sample. If the color disappears, it means the bromine reacted and therefore that the organic unknown contains an alkene. If the color persists, it means the bromine did not react, and therefore that no alkene is present in the organic unknown.



Aldehyde/Ketone Candidates

<u>Bp of Starting Carbonyl</u>	<u>Unknown</u>	<u>mp of 2,4-DNP Derivative</u>
48	propanal	148
56	acetone	126
63	2-methylpropanal	187(183)
75	butanal	123
80	2-butanone	117
91	3-methylbutanal	123
92	2-methylbutanal	120
100	2-pentanone	143
102	3-pentanone	156
103	pentanal	107(98)
115	4-methyl-2-pentanone	95
128	5-hexen-2-one	108
129	4-methyl-3-penten-2-one	205
131	cyclopentanone	146
131	hexanal	104(107)
145	4-heptanone	75
145	5-methyl-2-hexanone	95
146	2-heptanone	89
147	3-heptanone	81
153	heptanal	108
156	cyclohexanone	162
169	3-methylcyclohexanone	155
173	2-octanone	58
179	benzaldehyde (PhCHO)	237
200	o-methylbenzaldehyde	194
204	p-methylbenzaldehyde	234
202	ethanoylbenzene	244
216	1-phenyl-2-propanone	156
217	(2-methylpropanoyl)benzene	163
218	propanoylbenzene	191
226	p-methylacetophenone	258
232	butanoylbenzene	191
235	4-phenyl-2-butanone	127
248	p-methoxybenzaldehyde	253

Name:

Lab Report Requirements: No procedure or yield information required. Fill out the unknown report sheet. Attach your NMRs. (Must take at least one of H-NMR or C-NMR, or both.) Answer the following questions.

Questions:

1. What is the purpose of making derivatives of liquid unknowns?
2. Using a chemical test or tests, how could you distinguish between 3-pentanone and pentanal?
3. Using a chemical test or tests, how could you distinguish between 3-pentanone and 2-pentanone?
4. Using a chemical test or tests, how could you distinguish between 3-pentanone and 4-penten-1-ol?
5. Draw a possible structure for a molecule C_5H_8O that gives a positive tollens' test and does not react with Br_2/CH_2Cl_2 ?
6. Draw the structure of a compound C_5H_8O that reacts with 2,4-dinitrophenylhydrazine, decolorizes bromine in dichloromethane, but does not give a positive iodoform test.
7. Draw two structural isomers for $C_5H_{10}O$ that would both give positive iodoform tests?
8. Draw a possible structure for C_4H_8O that would not give a positive dinitrophenylhydrazone test?

Unknown Report Sheet-Carbonyls

Unknown No.

Name

1. Physical Examination of Starting Material

a) Physical State_____ b) Color_____ c) Odor_____

2. Solubility Tests on Starting Material

Solubility in Water: _____ If Insoluble, Does it Float or Sink?

Conclusion:

3. Chemical Tests Result Conclusion

Schiff's Reagent

Conclusions:

4. Boiling point:

5. Preliminary Candidates

6. Derivative

observed mpliterature mp

Crude

Recrystallized

7. H-NMR (attach, with assignments/interpretation)

8. C-NMR (attach, with assignments/interpretation)

9. What is My Actual Unknown? (Letter, Structure and Name)

10. Comments, difficulties, complaints, etc.