

# Math 110

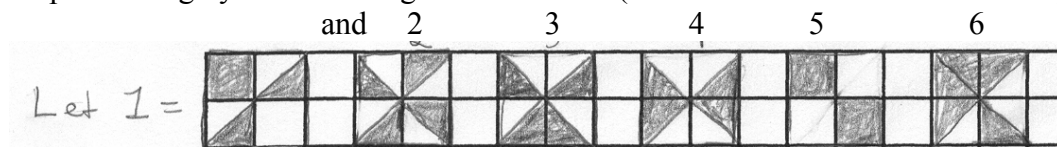
## Mathematical Systems and Square Project

Example using (mod 7) under multiplication


Step 1 – Create a table of the values

X \	1	2	3	4	5	6
1	1	2	3	4	5	6
2	2	4	6	1	3	5
3	3	6	2	5	1	4
4	4	1	5	2	6	3
5	5	3	1	6	4	2
6	6	5	4	3	2	1

Step 2 – Assign your own design to each value (use color if the mod is less than 7)




Step 3 – Represent the product with your designs



Step 4 – Make copies of your design created in step 3 (you may use a copy machine if you have a mod of 7 or more)

Step – 5 Cut out your 4 copies and place them together



Step 6 – List your project ex. Mod 7 under multiplication