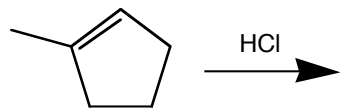


Chem 350

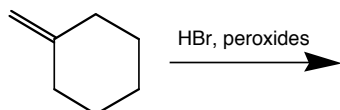
Jasperse Quiz, Chapter 8 (first half)

Due: Wednesday, Nov 8

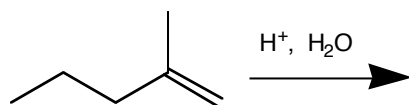
1. Draw the major product for the reaction shown. (There may be some side products or isomers formed in addition to the major products, but you don't need to draw them.) Draw the mechanism.



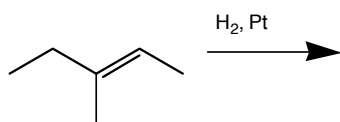
2. Draw the major product for the reaction shown. (There may be some side products or isomers formed in addition to the major products, but you don't need to draw them.) No mechanism required.



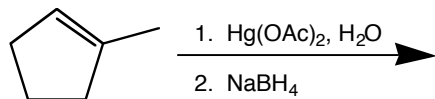
3. Draw the major product for the reaction shown. (There may be some side products or isomers formed in addition to the major products, but you don't need to draw them.) Draw the mechanism.



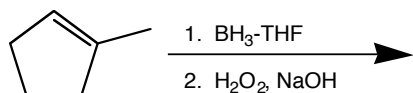
4. Draw the major product for the reaction shown. No mechanism required.



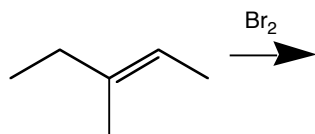
5. Draw the major product for the reaction shown. (There may be some side products or isomers formed in addition to the major products, but you don't need to draw them.) No mechanism required.



6. Draw the major product for the reaction shown. (There may be some side products or isomers formed in addition to the major products, but you don't need to draw them.)



7. Draw the major product for the reaction shown. Include stereochemistry. Draw the mechanism, and make sure it accounts for the product stereochemistry.



8. Draw the major product for the reaction shown. Include stereochemistry. Draw the mechanism, and make sure it accounts for the product stereochemistry. Also, make sure that your mechanism really gives the product that you show. (You may actually want to work the mechanism first, so you make sure you draw the product correctly.)

