

International Immigrants



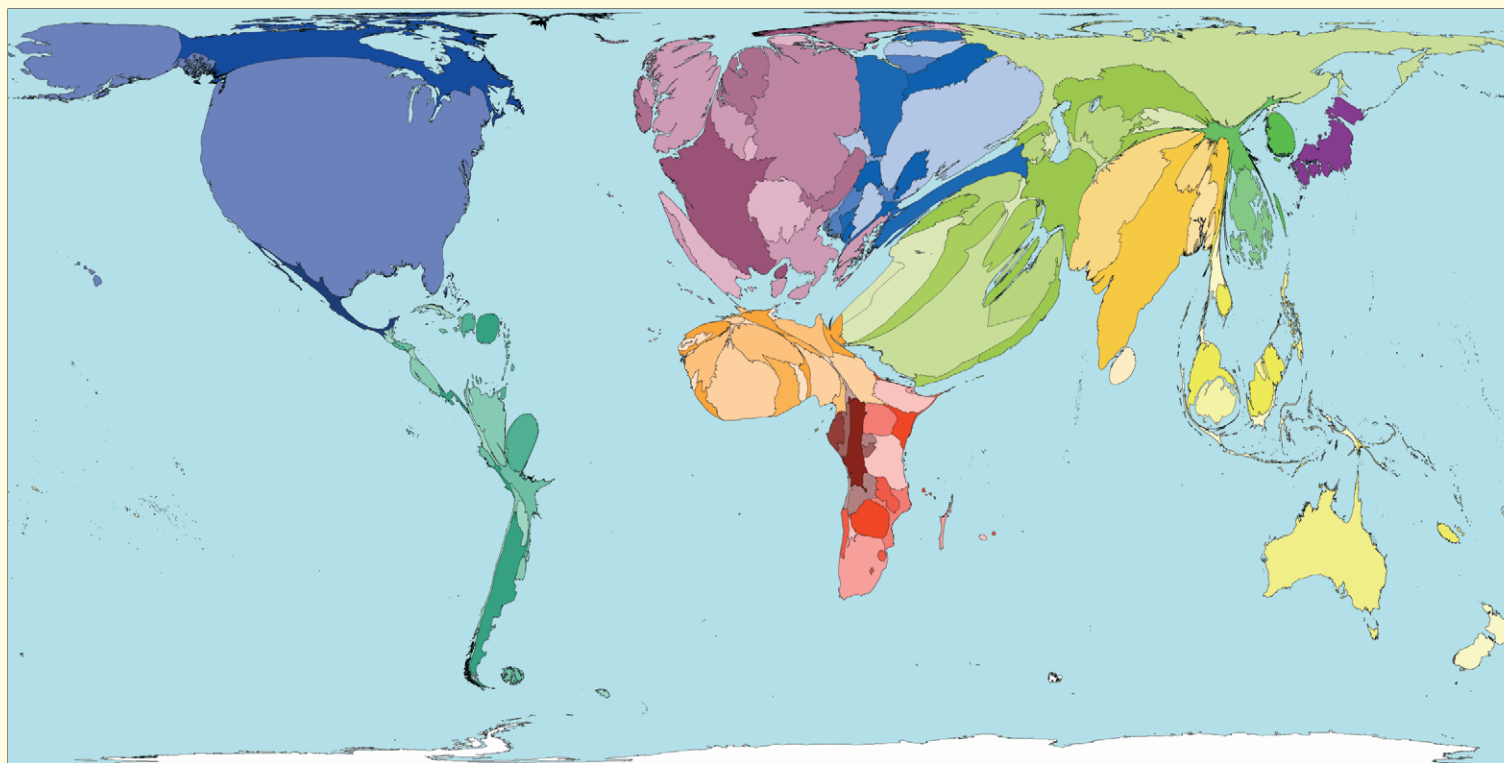
The University
Of
Sheffield.



The Leverhulme Trust



Produced by the SASI group (Sheffield) and Mark Newman (Michigan)

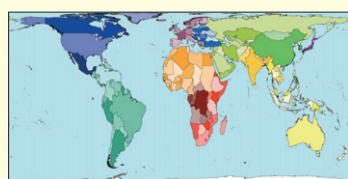


Three percent of the world population in 2000 were born in a territory different to where they now live: one hundred and seventy-four million people have moved to a new territory.

The United States receives the highest number of international immigrants (people born in another territory and no longer resident there), however Andorra has highest proportion of immigrants living within its borders. Four out of every five people in Andorra are international immigrants.

In the Philippines and Guyana, territories experiencing some of the lowest immigration, only one person in every 500 is an international immigrant.

The territory size shows the number of international immigrants that live there.



Land area

Technical notes

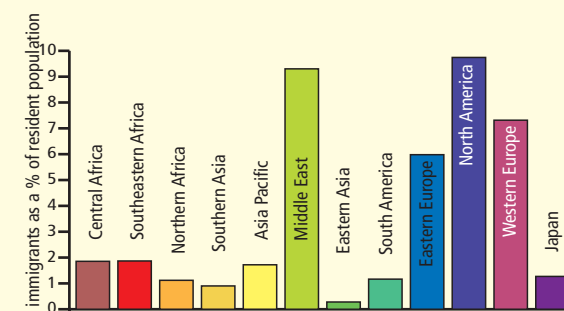
- Data source: World Bank, World Development Index, 2005
- Immigration data is from 2000.
- International migrants are people living outside the territory in which they were born, including refugees
- See website for further information

HIGHEST AND LOWEST LEVELS OF IMMIGRATION

Rank	Territory	Value	Rank	Territory	Value
1	Andorra	80	190	Myanmar	0.23
2	Qatar	68	192	Philippines	0.20
3	Monaco	68	193	Guyana	0.20
4	United Arab Emirates	66	194	Indonesia	0.18
5	Gaza Strip & West Bank	49	195	Peru	0.17
6	Kuwait	46	196	DPR Korea	0.16
7	Luxembourg	41	197	Afghanistan	0.16
8	Hong Kong (China)	39	198	Morocco	0.09
9	Jordan	37	199	China	0.04
10	Bahrain	36	200	Viet Nam	0.03

immigrants as a % of resident population

IMMIGRANT POPULATIONS



"I will do anything in Spain, any job at all. I don't intend to go back with empty pockets. I would look like less than an ant."

Simon Fortu, 2005